

28<sup>th</sup> August 2024

ASX Market Announcement Office  
Australian Stock Exchange  
10 Bridge Street  
SYDNEY NSW 2000

Via: ASX Online Companies

Dear Sir / Madam,

**Announcement for release via the Market Announcement Platform**

Please find attached an announcement titled "Appendix 4E and FY24 Annual Report" ("Announcement") for release via the ASX Market Announcement Platform.

For further information regarding this announcement, please contact:

Nicola Clark  
Company Secretary  
P: + 61 7 3212 1201

By Order of the Board



**Nicola Clark**  
Company Secretary



28 August 2024

**Alliance Aviation Services Limited**  
**ABN 96 153 361 525**  
**ASX code: AQZ**

**Appendix 4E**  
**Preliminary Final Report**  
**For Year Ended FY2024**  
*(Previous reporting period year ended FY2023)*

The following sets out the requirements of Appendix 4E with the stipulated information either provided here or cross-referenced to the 2024: Financial Report and associated documents as released to the Australian Stock Exchange and as published on the Company's website [www.allianceairlines.com.au](http://www.allianceairlines.com.au).

**Results for announcement to the market**

<b>Revenue and profit after tax Comparison to previous period</b>	<b>Increase / Decrease</b>	<b>Change %</b>		<b>To \$'000</b>
<b>Revenue</b> from ordinary activities	Increase	25	to	637,190
<b>Profit</b> from ordinary activities after tax attributable to members	Increase	66	to	60,452
<b>Profit</b> for the period attributable to members	Increase	66	to	60,452

**Dividends/distributions**

There is no dividend declared for the year ending 30 June 2024.

**Additional information**

**Net tangible asset backing**

	<b>FY2024</b>	<b>FY2023</b>
Net tangible asset backing per ordinary share	2.39	2.02

**Audit status**

This report has been based on the consolidated financial statements for the year ended 30 June 2024 which have been subject to an audit by PricewaterhouseCoopers. The audit report contains no qualifications.

**Additional information and commentary**

The statement of comprehensive income, balance sheet, statement of cash flows, statement of changes in equity and the accompanying notes to these statements is contained in the Financial Report for the year ended 30 June 2024 as released on the Australian Stock Exchange and published on the Company's website [www.allianceairlines.com.au](http://www.allianceairlines.com.au).

*For more information contact:*

*Marc Devine*  
*Chief Financial Officer*  
*Alliance Aviation Services Limited*  
*+61 7 3212 1201*



**Alliance Aviation Services Limited**

ACN 153 361 525 | ABN 96 153 361 525

---

PO Box 1126, Eagle Farm QLD 4009

T +61 7 3212 1212 | F +61 7 3212 1522

[www.allianceairlines.com.au](http://www.allianceairlines.com.au)

**ALLIANCE AVIATION SERVICES LIMITED**

**ACN: 153 361 525**

**ASX Code: AQZ**

**ANNUAL REPORT**

**For the year ended 30 June 2024**

## TABLE OF CONTENTS

---

DIRECTORS' REPORT .....	2
INFORMATION ON DIRECTORS.....	9
MEETINGS OF DIRECTORS .....	12
REMUNERATION REPORT (AUDITED) .....	13
AUDITOR'S INDEPENDENCE DECLARATION .....	22
ROUNDING OF AMOUNTS.....	23
FINANCIAL STATEMENTS AND NOTES TO THE CONSOLIDATED FINANCIAL STATEMENTS.....	25
CONSOLIDATED STATEMENT OF PROFIT OR LOSS AND OTHER COMPREHENSIVE INCOME STATEMENT .....	27
CONSOLIDATED BALANCE SHEET .....	28
CONSOLIDATED STATEMENT OF CHANGES IN EQUITY .....	29
CONSOLIDATED STATEMENT OF CASH FLOWS .....	30
A. FINANCIAL OVERVIEW .....	31
B. CASH MANAGEMENT .....	33
C. CAPITAL MANAGEMENT.....	37
D. INVENTORY, PROPERTY, PLANT & EQUIPMENT, INTANGIBLES AND LEASES .....	37
E. INCOME TAX EXPENSE AND DEFERRED TAX.....	42
F. FINANCIAL INSTRUMENTS .....	44
G. EQUITY .....	48
H. KEY MANAGEMENT PERSONNEL .....	51
I. RELATED PARTY TRANSACTIONS .....	53
J. OTHER ITEMS .....	54
K. BASIS OF PREPARATION .....	59
L. CHANGES IN ACCOUNTING POLICIES.....	62
CONSOLIDATED ENTITY DISCLOSURE STATEMENT.....	63
DIRECTORS DECLARATION .....	64
INDEPENDENT AUDITOR'S REPORT .....	65
SHAREHOLDER INFORMATION .....	72
COMPANY DIRECTORY .....	74

# Directors' Report

For the year ended 30 June 2024

## DIRECTORS' REPORT

Your directors present their report on the consolidated entity (referred to hereafter as the "Group") consisting of Alliance Aviation Services Limited (the "Company" or "Alliance") and the entities it controlled at the end of, or during, the year ended 30 June 2024.

## DIRECTORS

The following persons were Directors of Alliance for the entire financial year ended 30 June 2024 unless otherwise stated:

Name	Position	Appointed	To
Stephen Padgett, OAM	Chairman, Non-executive Director	26-Oct-2011	
Peter Housden	Independent Non-executive Director	26-Oct-2011	
David Crombie, AM	Independent Non-executive Director	26-Oct-2011	
Scott McMillan	Managing Director	26-Oct-2011	
	Chief Executive Officer	27-Jul-2022	29-Feb-2024

Post balance date the Group appointed Mark Stanton and James Jackson to the Board of Alliance Aviation Services Limited. These appointments took effect from 10 July 2024.

## PRINCIPAL ACTIVITIES

The principal activities of the Group are the provision of contract, charter, and allied aviation services to both the resource industry and airlines both domestically and internationally. The Group also provides specialised aviation services to airlines and clients including aircraft dry leasing, airport management, aircraft trading, part sales, engine leasing and engineering services.

## KEY MESSAGES

### Statutory PBT

**\$86.3m**

FY23:\$52.2m  
65.3% Increase

### Revenue & Income

**\$646.8m**

FY23:\$517.2m  
25.1% Increase

### Flight Hours

**104,545**

FY23: 75,195  
39% Increase

### Operating Fleet

**72**

FY23: 68  
5.9% Increase

### Employees

**1,413**

FY23: 1,206  
17.1% Increase

Additional key messages from this report are:

- During the year, the Group continued to invest in both people and fleet to be able to continue to fulfil current and forecast capacity requirements with record flight hours operated during FY2024.
- The Company generated record positive operating cashflows (excluding aircraft acquired for parts of \$84.5m) of \$109 million for FY2024.
- Post 30 June 2024, the Group negotiated facilities in FY2024 that enable the funding of the E190 acquisition program.
- The Group settled 14 out of 34 E190 aircraft commitments during the year, with two of these aircraft now in the operating fleet, seven allocated as part out aircraft and five awaiting entry into service maintenance. Three Fokker F100 aircraft were acquired during the year, with two being parted out and one to enter service in August 2024.
- Qantas wet lease entry into service dates for four aircraft were brought forward all of which were deployed in the latter part of FY2024.
- The Group successfully negotiated and executed five, five-year contract extensions with key contract charter clients and a further two contract extensions for two and three years, respectively.
- 97% of total flying activity is operated for long term contracted clients.
- Regular Public Transport (RPT) hours continue to reduce as the Group focuses on being a quality provider of wholesaler capacity.
- The Company maintained its industry leading on-time performance of 94%.

# Directors' Report

For the year ended 30 June 2024

## FINANCIAL REVIEW

### KEY FINANCIAL METRICS

The Group recorded a statutory net profit before tax of \$86.3 million and a statutory net profit after tax of \$60.5 million for the financial year ended 30 June 2024. This represents an increase of statutory net profit before tax of \$34.1 million when compared to the year ended 30 June 2023.

<b>EBITDA*</b> <b>\$178.4m</b> FY23:\$122.3m 45.9% Increase	<b>Statutory PBT</b> <b>\$86.3m</b> FY23:\$52.2m 65.3% Increase	<b>Statutory NPAT</b> <b>\$60.5m</b> FY23:\$36.5m 65.8% Increase	<b>Net Assets</b> <b>\$410.7m</b> FY23:\$349.8m 17.4% Increase	<b>Operating Cash Flow<sup>^</sup></b> <b>\$109.3m</b> FY23:\$40.9m 167.2% Increase
--	--	---	---	--

\*This is not a statutory number. Refer to the table below for further details.

<sup>^</sup>Operating cash flow net of acquisition of aircraft for inventory.

Key financial metrics in respect of FY2024 are included in the table below with the prior financial period included to facilitate a direct comparison between years. The table below contains both the statutory and underlying results.

	30 June 2024	30 June 2023		
	Actual \$m	Actual \$m	Underlying Adjust* \$m	Underlying FY2023 \$m
<b>Total Revenue and Income</b>	646.8	517.2	-	517.2
Earnings before Interest, Tax, Depreciation and Amortisation	178.4	122.3	4.7	127.0
<b>Profit/(Loss) Before Tax</b>	<b>86.3</b>	<b>52.2</b>	<b>4.7</b>	<b>56.9</b>
Income tax (expense) / benefit	(25.8)	(15.7)	(1.4)	(17.1)
<b>Net Profit After Tax</b>	<b>60.5</b>	<b>36.5</b>	<b>3.3</b>	<b>39.8</b>
Basic Earnings per Share (cents)	37.6	22.7	2.9	24.8
Total Dividends paid/payable in relation to the financial year - cents	-	-	-	-
<b>Net Assets</b>	<b>410.7</b>	<b>349.8</b>	<b>3.3</b>	<b>353.5</b>
Net Operating Cash Flow (excluding aircraft purchases)	<b>109.3</b>	<b>40.9</b>	<b>4.7</b>	<b>45.6</b>

\*The underlying adjustment comprises \$4.7 million of legal costs associated with the proposed Scheme of Arrangement.

### REVENUE FROM CONTINUING OPERATIONS

Contract and wet lease revenue both increased throughout the year as did aviation services revenue.

<b>Contract</b> <b>\$309.8m</b> FY23:\$297.0m 4.3% Increase	<b>Charter</b> <b>\$16.3m</b> FY23:\$16.2m 0.6% Increase	<b>Wet Lease</b> <b>\$265.7m</b> FY23:\$163.5m 62.5% Increase	<b>RPT</b> <b>\$12.7m</b> FY23:\$15.7m 19.1% Decrease	<b>Other</b> <b>\$32.7m</b> FY23:\$15.9m 105.69% Increase	<b>Total</b> <b>\$637.2m</b> FY23:\$508.2m 25.4% Increase
--	---	--	--	--	--

- Contract revenue delivered a result underpinned by continued growth of clients requirements within the resources sectors, the addition of one new client and the positive impact of increased margins from contract renewals in the current and prior years.
- Wet lease revenue grew as the Group was able to deliver additional capacity to its contracted wet lease clients.
- Ad-hoc charter revenue was stable and will only increase when additional aircraft capacity is available to meet demand.
- Other revenue includes aviation services and other revenue. The Group continued to provide ground handling and aerodrome management services and continued to grow its spare parts supply business.

# Directors' Report

For the year ended 30 June 2024

## CASH FLOW

Statutory Operating cash flow for the year was \$24.8 million, a decrease of 39.4% or \$16.1 million from the previous financial year. Included in the operating cash outflows was an amount of \$84.5 million for seven E190 aircraft and two Fokker 100 aircraft acquired for sale or parts.

Cash outflows related to investing activities for the year were \$115.1 million or \$33.1 million higher when compared to the prior comparative period. The E190 programme continued into FY2024 with \$53.8 million expended on aircraft and asset acquisition costs. The final two aircraft of the first tranche of E190 acquisitions were inducted into the fleet along with an additional two aircraft from the more recent aircraft transaction. This brings the total number of E190s inducted at 30 June 2024 to 35 aircraft.

The Rockhampton hangar opened in FY2024 with final construction costs of \$1.7 million paid in the year.

In the second half of FY2024, the Group entered into a Letter of Intent to acquire a number of hangars located next door to the Group's current hangar facilities at Brisbane Airport. These hangars are required to accommodate the growth in both aircraft and staff numbers as the Group continues to expand. At balance date a deposit of \$1.4 million has been paid under the Letter of Intent. Refer to Note J4.

The Group's net increase in debt was \$101.8 million. This comprised \$109.3 million drawdown for payments for E190 aircraft acquisitions, ferry costs, storage and entry into service maintenance costs. Loan repayments for the year were \$7.5 million.

## CAPITAL EXPENDITURE

Capital expenditure for the year was \$226.9 million (2023: \$150.8 million).

Capital expenditure on pre-existing fleet and services was \$157.2 million (2023: \$73.5 million). Other capital expenditure incurred during the year for the expansion of the Alliance business was \$69.7 million which included the addition of four Embraer E190 aircraft into the fleet with 35 operational Embraer E190 aircraft at balance date. The investment in these aircraft meets the future operational requirements of the Group.

A reconciliation of this investment is included below.

	30 June 2024 \$ million	30 June 2023 \$ million
<b>Reconciliation of Capital Expenditure</b>		
<b>Existing Fleet Maintenance</b>		
<b>Cash outflows</b>		
Base maintenance providers	25.2	6.9
Engine care program	23.2	15.6
Other Miscellaneous	7.4	4.2
Operating costs capitalised	3.8	2.2
<b>Total Cash outflows</b>	<b>59.6</b>	<b>28.9</b>
<b>Non-cash</b>		
Parts from inventory used in base maintenance	97.6	44.6
<b>Total Existing Fleet Maintenance</b>	<b>157.2</b>	<b>73.5</b>
<b>Growth Capital Expenditure</b>		
<b>Cash outflows</b>		
Costs associated with aircraft acquisitions	53.8	52.4
Hangar deposit	1.4	-
Fokker aircraft purchases	2.5	-
Rockhampton construction	1.7	17.8
Operating Costs capitalised	1.9	2.6
<b>Total Cash outflows</b>	<b>61.3</b>	<b>72.8</b>
<b>Non-cash</b>		
Parts from inventory used in base maintenance	8.4	4.5
<b>Total Growth Capital Expenditure</b>	<b>69.7</b>	<b>77.3</b>
<b>Total Capital Expenditure</b>	<b>226.9</b>	<b>150.8</b>

# Directors' Report

For the year ended 30 June 2024

## SUMMARY OF OPERATIONAL METRICS

The metrics below represent key indicators the Group uses to monitor operational performance.

### FLIGHT HOURS

Contract	Ad-hoc Charter	Wet Lease	RPT	Ferry / Maint	Total
28,402	1,354	73,116	949	724	104,545
FY23: 27,143 4.6% Increase	FY23: 1,203 12.6% Increase	FY23: 45,112 62.1% Increase	FY23: 1,071 11.4% Decrease	FY23: 666 8.7% Increase	FY23: 75,195 39% Increase

### CONTRACT


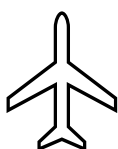
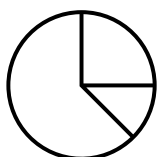
Flight hours increased by 4.6% during the year. The addition of a new customer (1,000 hours annualised) and increases in schedules for a number of existing customers was offset by a temporary reduction in scheduled services with one customer as a result of mine site infrastructure damage in early 2024. These services returned in July 2024.

### WET LEASE

Wet lease hours continued to grow as the group continues to fulfil additional capacity requests from contracted wet lease clients.

### NON-FLIGHT HOUR METRICS

<b>Contract &amp; Wet Lease % Total Revenue</b>  <b>89%</b> FY23: 89%	<b>Operating Fleet<sup>^</sup></b>  <b>72</b> FY23: 68 5.9% Increase	<b>Employees at 30 June</b>  <b>1,413</b> FY23: 1,206	<b>Revenue/Employee</b>  <b>\$458k</b> FY23: \$470k	<b>On Time Performance</b>  <b>94%</b> FY23: 96%
--	--	--	--	---



<sup>^</sup>Includes three aircraft on dry lease.

Combined long term contracted flying remains at 89% of total revenue. Wet lease revenue grew a further 30.0% and is now 41% of total revenue. Contract revenue continues to represent a significant portion of the total revenue sitting at 48% compared to 58% in 30 June 2023.

As at 30 June 2024 the Group had 72 aircraft in service, including three on dry lease. This is a net increase of four when compared to the prior comparative period. The Group also had seven aircraft in inventory and six in PPE waiting to enter service.

As at 30 June 2024, Alliance employed 1,413 staff which is an increase of 207 (17%) from the previous financial year (2023: 1,206). Future staff increases will be planned to meet fleet and demand increase.

The Group has an operational presence in Adelaide, Darwin, Brisbane, Townsville, Cairns, Perth, and Rockhampton.

Alliance continues to hold an enviable industry leading on time performance record with an average of 94% (2023:96%) for the year ended 30 June 2024. This is one of the major factors that sets Alliance's performance apart from its competitors.



# Directors' Report

For the year ended 30 June 2024

## SAFETY

Safety continues to be the most important requirement for the Group and remains one of the Group's three core values. It is paramount to the success of the Group in winning and retaining contracts.

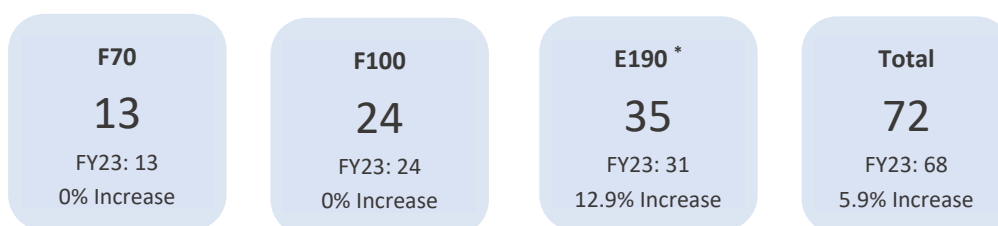
During this reporting period, Alliance successfully maintained its IOSA accreditation and BARS Gold Status. Both are globally recognised and in conjunction with Australian regulatory oversight, provide a robust Safety, Security and Quality Framework for all operations.

## FLEET

### CURRENT FLEET

Alliance operates an all-jet fleet of Fokker and Embraer aircraft. The fleet consists of two types of Fokker aircraft namely the F100 (100 seat aircraft) and the F70 (80 seat aircraft) and one type of Embraer aircraft, the E190 (with three cabin configurations, either 94, 97 or 100 seats).

The total number of Alliance aircraft in service as at 30 June 2024 is shown below:



\* Includes three aircraft on dry lease.

The Group commenced base maintenance activities at the Rockhampton hangar in November 2023. In addition to this capacity the Group use a number of base maintenance providers including Jet Aviation in Cairns, Fokker Services Asia in Singapore, Austrian Airlines Technik in Slovakia, Coopesa in Costa Rica and KLMUK in the United Kingdom to fill shortfalls as Rockhampton works towards full capabilities.

### THE INTRODUCTION OF THE EMBRAER FLEET

Throughout FY2024 the following milestones have been achieved in relation to the Embraer E190 fleet:

- The final two Embraer E190s from the first acquisition programme of 33 E190s has been added to the Group's Air Operators Certificate.
- Two Embraer E190s from the second acquisition programme of 34 aircraft have been added to the Group's Air Operators Certificate while seven have been parted out to inventory.
- Qantas has exercised options for 26 E190s with a further four options yet to be called.

## OUTLOOK AND DIVIDEND

### OUTLOOK

The outlook for FY2025 is strong with increased flying from wet lease resulting in improved utilisation of both aircraft and crew resources.

- Contract activity will continue to grow organically from existing clients as well as opportunities for new clients in Western Australia and Queensland.
- The Group is confident it will be able to replace any reduction in activity in FY2025 resulting from the well published transition to care and maintenance of a Western Australia mine site.
- The final four wet lease aircraft for Qantas are forecast to be called up in the first half of FY2025.
- The Rockhampton hangar will commence base maintenance operations thereby expanding the available base maintenance hours available to the Group. This will see less reliance on overseas MROs and deliver reduced maintenance costs as the Group minimises the need to ferry aircraft overseas for maintenance.
- The Group will continue to pursue material aviation services transactions which result in increased profitability and significant cash flows.

# Directors' Report

For the year ended 30 June 2024

- Alliance will continue to focus on cost management during the year, thus ensuring that profitability margins are maintained and where possible increased.

Throughout the outlook period Alliance will focus on the core activity of providing air transport services to the resources sector and providing wet lease capacity to other airlines whilst implementing the next expansion phase for the Group. The core business activities provide a robust base for this expansion and will assist in underwriting this next growth phase.

## DIVIDEND

The Directors have formed the view that capital is best retained within the business to complete the substantial expansion program which will lay the foundation for an annualised increase in flight hours by the end of FY2025.

As a result, the Board has decided not to declare a final dividend for the year ending 30 June 2024. This will be revisited at the end of the first half of FY2025.

## OTHER RELEVANT FACTS

### RISKS

The key risks faced by the Group that have the potential to affect the financial prospects of the Group, as disclosed above, and how the Group manages these risks, include:

- Ability to meet client demand – there is a risk that the Group may not be able to continue to meet capacity demands should the pilot recruitment and training requirements be negatively impacted. This risk has been addressed by the Group continuing to recruit pilots well in advance of the operational requirement and utilising a number of simulators across Australia and the world to ensure training can be completed.
- International supply chain – there is a risk that the Group may not be able to effectively and efficiently source parts or use the services of third-party repair/overhaul vendors. This is being managed by long term forecasting of parts and repair requirements, making opportunistic parts package acquisitions and where possible looking for local/domestic suppliers of parts and overhaul services. The Group also endeavours to lock in long term fixed price contracts with suppliers where possible.
- Employee relations – the group has a number of industrial instruments with various work groups across Australia. There is a risk that an industrial dispute may affect the Group's ability to operate in any one of these locations. The Group manages this risk by engaging with the respective work groups to ensure a fair and equitable outcome.
- Regulatory changes – the Group operates in a highly regulated environment. Any material change to regulation may have an impact on the business. The Group meets regularly with various regulators to ensure that any prospective changes are known, and appropriate actions taken. The Group is also a member of various industry bodies who engage with regulators on the industries behalf.
- Climate change – the Group recognises that climate change is a significant issue for the industry and has engaged with external stakeholders to identify the climate related risks, to put forward strategies to manage the risk and to ensure compliance with future climate change regulation.
- Alliance has a risk management system that ensures that operational and corporate risks are identified and managed appropriately.

## ENVIRONMENTAL REGULATION

The Group's operations are subject to a significant range of Commonwealth, State, Territory, and international environmental legislation. The Group is committed to environmental sustainability with high standards for environmental performance. The Board places particular focus on the environmental aspects of operations through the Executive Safety Action Group (ESAG) which is responsible for monitoring compliance with these regulations and reporting to the Directors.

The Directors are satisfied that the Group has adequate systems in place for the management of the Group's environmental exposure and environmental performance. The Directors are not aware of any breaches of any environmental legislation or of any material environmental incidents during the year.

# Directors' Report

For the year ended 30 June 2024

---

## SIGNIFICANT CHANGES IN THE STATE OF AFFAIRS

In the opinion of the Directors, there were no significant changes in the state of affairs of the Group which occurred during the reporting period that have not been disclosed previously in this report.

## CORPORATE GOVERNANCE STATEMENT

The Corporate Governance statement for Alliance Aviation Services Limited is located at:

<http://www.allianceairlines.com.au/investor-centre/corporate-governance>

# Directors' Report

For the year ended 30 June 2024

## INFORMATION ON DIRECTORS

The following information is current as at the date of this report.

MR STEPHEN PADGETT, OAM

(CHAIRMAN AND NON-EXECUTIVE DIRECTOR)

### EXPERIENCE AND EXPERTISE

Mr Padgett was a founding shareholder and inaugural Chairman of the entities formed in 2002 which were predecessors of the current Group.

Mr Padgett has extensive aviation experience in his own private companies since pre-1980, having founded Aeromil Australia / Aeromil Pacific which was the Cessna aircraft and parts distributor for Australasia and which was sold to Hawker Pacific where he was Deputy Chairman, Australia. Mr Padgett is a life member of the Regional Aviation Association of Australia, chairman of the Australian Aviation Hall of Fame (AAHOF) and member of the National Council for the Air Force cadets (AAFC). Mr Padgett was awarded the Medal of the Order of Australia (OAM) for services to the aviation industry in 2020.

### OTHER CURRENT LISTED COMPANY DIRECTORSHIPS

None.

### FORMER LISTED DIRECTORSHIPS IN THE LAST THREE YEARS

None.

### SPECIAL RESPONSIBILITIES

Chairman of the Board and a member of the Nomination and Remuneration and Audit & Risk committees.

### INTERESTS IN SHARES, OPTIONS AND RIGHTS

6,203,269 ordinary shares held.

MR PETER HOUSDEN

(NON-EXECUTIVE DIRECTOR)

### EXPERIENCE AND EXPERTISE

Mr Housden has over 50 years' experience in accounting, finance, and management across a range of industries, including over 30 years as a Director of ASX listed companies.

### OTHER CURRENT LISTED COMPANY DIRECTORSHIPS

None.

### FORMER LISTED DIRECTORSHIPS IN THE LAST THREE YEARS

None.

### SPECIAL RESPONSIBILITIES

Chairman of the Audit & Risk committee and a member of the Nomination and Remuneration committee.

### INTERESTS IN SHARES, OPTIONS AND RIGHTS

49,698 ordinary shares held.

# Directors' Report

For the year ended 30 June 2024

MR DAVID CROMBIE, AM

(NON-EXECUTIVE DIRECTOR)

## EXPERIENCE AND EXPERTISE

Mr Crombie has extensive experience in the agricultural industry founding GRM International (now Palladium Group) a company managing development projects in Australia and overseas.

## OTHER CURRENT LISTED COMPANY DIRECTORSHIPS

ECP Emerging Growth Limited.

## FORMER LISTED DIRECTORSHIPS IN THE LAST THREE YEARS

None.

## SPECIAL RESPONSIBILITIES

Chairman of the Nomination and Remuneration committee and member of the Audit & Risk Committee.

## INTERESTS IN SHARES, OPTIONS AND RIGHTS

179,466 ordinary shares held.

MR JAMES JACKSON

(NON-EXECUTIVE DIRECTOR)

## EXPERIENCE AND EXPERTISE

Mr Jackson is a highly experienced company director and former investment banking executive with extensive experience in both capital markets agribusiness, and general business.

James has served on several ASX listed and private company boards, holding roles as Chairman, Deputy Chairman and non-executive director over the past 20 years.

## OTHER CURRENT LISTED COMPANY DIRECTORSHIPS

Australian Rural Capital Limited and he is currently Chairman of ARC Funds Limited.

## FORMER LISTED DIRECTORSHIPS IN THE LAST THREE YEARS

None.

## SPECIAL RESPONSIBILITIES

None.

## INTERESTS IN SHARES, OPTIONS AND RIGHTS

Nil ordinary shares held.

# Directors' Report

For the year ended 30 June 2024

MR MARK STANTON

(NON-EXECUTIVE DIRECTOR)

## EXPERIENCE AND EXPERTISE

Mr Stanton is a Chartered Accountant with 30 years of executive management experience having been CEO of one of Australia's largest and most profitable private companies and CFO/Company Secretary of an ASX 200 publicly listed company.

Mr Stanton recently retired from a maximum eight-year tenure on the Board of the Queensland Rugby Union having been instrumental in a remarkable turnaround in the financial wellbeing of the organisation as well as the director in charge of the funding and construction of the new National Rugby Training Centre at Ballymore, Queensland.

## OTHER CURRENT LISTED COMPANY DIRECTORSHIPS

None

## FORMER LISTED DIRECTORSHIPS IN THE LAST THREE YEARS

None.

## SPECIAL RESPONSIBILITIES

None.

## INTERESTS IN SHARES, OPTIONS AND RIGHTS

165,833 ordinary shares held.

MR SCOTT MCMILLAN

(MANAGING DIRECTOR)

## EXPERIENCE AND EXPERTISE

Mr McMillan has been Managing Director of Alliance since its establishment in April 2002. Prior to joining Alliance, Mr McMillan held various positions with Ansett Australia, Flight West Airlines, and qualified as a chartered accountant with Peat Marwick Mitchell & Co (now KPMG). Scott has been involved in the aviation industry since 1986 in Australasia across various financial, operational, and commercial roles, including significant experience in the FIFO industry.

## OTHER CURRENT LISTED COMPANY DIRECTORSHIPS

None.

## FORMER LISTED DIRECTORSHIPS IN THE LAST THREE YEARS

None.

## SPECIAL RESPONSIBILITIES

Civil Aviation Safety Authority (CASA) Accountable Manager.

## INTERESTS IN SHARES, OPTIONS AND RIGHTS

3,883,425 ordinary shares held and nil rights that are performance qualified.

## COMPANY SECRETARIES

Mrs Nicola Clark and Mr Marc Devine were appointed as joint Company Secretaries on 18th August 2017.

Mr Marc Devine is also the Chief Financial Officer of the Group.

# Directors' Report

For the year ended 30 June 2024

## MEETINGS OF DIRECTORS

The number of meetings of the Company's Board of Directors and of each board committee held during the year ended 30 June 2024, and the number of meetings attended by each Director were:

Directors	Full Meeting of Directors		Meetings of Committees			
	Attended	Held	Audit*	Held	Nomination and Remuneration*	Held
S Padgett	5	5	4	4	4	4
P Housden	4	5	3	4	3	4
D Crombie	5	5	4	4	4	4
S McMillan	5	5	-	-	-	-

\* Mr McMillan was present at these meetings as invitee only.

# Remuneration Report

For the year ended 30 June 2024

## REMUNERATION REPORT (AUDITED)

This report is prepared in accordance with section 300A of the Corporations Act 2001(Cth) (Corporations Act) and has been audited as required by section 308(3C) of the Corporations Act.

The directors present the Group's FY2024 remuneration report, outlining key aspects of our remuneration policy and framework, and remuneration awarded this year to the Key Management Personnel (KMP).

### KEY MANAGEMENT PERSONNEL (KMP)

This Remuneration Report covers the remuneration of Non-Executive Directors, the Managing Director, CEO, and employees (KMP Executives) who have authority and accountability for planning, directing, and controlling the activities of the consolidated entity (collectively, KMP). The roles and individuals addressed in this report are set out below:

Name	Position	Appointed	To
Stephen Padgett, OAM	Chairman, Non-executive Director	26-Oct-2011	
Peter Housden	Independent Non-executive Director	26-Oct-2011	
David Crombie, AM	Independent Non-executive Director	26-Oct-2011	
Scott McMillan	Managing Director	26-Oct-2011	
	Chief Executive Officer	27-Jul-2022	29-Feb-2024
Stewart Tully	Chief Operating Officer	19-Apr-2021	29-Feb-2024
	Chief Executive Officer	01-Mar-2024	
Marc Devine	Chief Financial Officer & Company Secretary	03-Apr-2017	
Paul Doherty	Chief Operating Officer	01-Mar-2024	

1. On 8 July 2024, M Devine announced his resignation with effect from 30 August 2024.
2. J Jackson and M Stanton have been appointed as Non-Executive Directors effective from 10 July 2024.

### KMP SERVICE AGREEMENTS

On appointment to the Board, all Non-Executive Directors enter into a service agreement with the Company in the form of a letter of appointment. This letter of appointment summarises the Board's policies and terms and includes remuneration details relevant to the Director.

Remuneration and other terms of employment for the Managing Director, Executive Director and the other Key Management Personnel are formalised in employment agreements. These agreements provide for remuneration in the form of Total Fixed Annual Remuneration (TFAR) and any other applicable benefits. The service agreements are summarised below:

Position	Name	Commence Date	Term of Employment Contract	Base Salary & Super	Termination Benefits	Notice Period
Managing Director <sup>1</sup>	S McMillan	12-Apr-02	On-going	664,907	Nil	12 months
Chief Executive Officer <sup>2</sup>	S Tully	01-Mar-24	On-going	485,981	Nil	3 months
Chief Financial Officer	M Devine	09-May-16	On-going	409,479	Nil	12 months
Chief Operating Officer <sup>3</sup>	P Doherty	01-Mar-24	On-going	399,600	Nil	3 months

1. S McMillan ceased as Chief Executive Officer on 29 February 2024.
2. S Tully ceased as Chief Operating Officer on 29 February 2024 and assumed Chief Executive Officer role on 1 Mar 2024.
3. P Doherty commenced with Alliance Airlines Pty Limited on 1 Jan 2022 and held the role of General Manager, Flight Operations until 1 Mar 2024 when he assumed Chief Operating Officer role.

### CESSATION OF EMPLOYMENT

Under the service agreements for Key Management Personnel and other members of the executive management team, if a member ceased employment with the Group before performance against targets were assessed, they would generally not be entitled to receive any awards, unless otherwise determined by the Board.

### NOMINATION AND REMUNERATION COMMITTEE

The Nomination and Remuneration Committee is accountable for making recommendations to the Board on the Group's remuneration framework. The Nomination and Remuneration Committee reviews and determines the remuneration policy and structure annually to ensure it remains aligned to business needs, and meets the principles contained in the Nomination and Remuneration committee charter.



# Remuneration Report

For the year ended 30 June 2024

In conducting its accountabilities, the Nomination and Remuneration Committee is authorised to obtain external professional advice as it determines necessary.

## NON-EXECUTIVE DIRECTORS' REMUNERATION POLICY

### NON-EXECUTIVE DIRECTORS' REMUNERATION

Fees and payments made to Non-Executive Directors reflect the demands which are made on, and the responsibilities of, the Directors. Non-Executive Directors' fees and payments are reviewed annually by the Board.

An annual base fee has been set for the Chairman and other Non-Executive Directors. Additional fees are paid to Non-Executive Directors who chair a committee. The Chairman's remuneration is inclusive of committee fees.

There has been an increase to Non-Executive Directors fees as at 1 June 2024 bringing them to \$117,000 inclusive of the superannuation guarantee to 11.0% (2023: 10.5%). Directors Fees in the table below represent a pro-rated annual value.

Non-Executive Directors' fees are determined within an aggregate Directors' fee annual pool limit, which is periodically recommended for approval by shareholders. The approved maximum currently stands at \$700,000 per annum.

This limit can only be changed by approval of shareholders at a general meeting.

The following table outlines the Non-Executive Director fee rates that were applicable during the financial year:

Directors Fees (inclusive of superannuation)	30 June 2024 \$	30 June 2023 \$
<b>Base Fees</b>		
Chair	207,342	206,407
Other Non-Executive Directors	89,530	86,641
<b>Additional Fees</b>		
Committee - chair	15,585	15,477





Superannuation contributions required under the Australian superannuation guarantee legislation will continue to be made and are inclusive to the Directors' overall fee entitlements.

Alliance does not pay benefits (other than statutory entitlements) on retirement of Directors.

## EXECUTIVE REMUNERATION STRATEGY AND FRAMEWORK

### FRAMEWORK

This remuneration framework ensures that the executive management team is able to work towards meeting key performance targets that are clear, easily understood and aligned with the Group's overall objectives. The framework also allows for the identification of performance outcomes which are a direct result of the actions of the individual executive management team member.

 Purpose and Strategy	 Business Drivers	 Values	 Market
The objective of the remuneration strategy is to drive the Group's purpose of providing safe, on-time and financially sustainable outcomes for all stakeholders.	The Group strives to create a remuneration framework that ensures a performance edge, guaranteeing a strong link between executive pay and the achievement of the Group's strategic performance outcomes and returns to shareholders. The remuneration framework is underpinned by the Group's commitment to creating long-term value for shareholders and other stakeholders.	The Group is committed to ensuring its remuneration framework is equitable and supports the objective of increasing professional representation at all levels of the company. The Group regularly reviews the remuneration framework to ensure that it is fit-for-purpose and drives performance outcomes that deliver on the Group's business and strategic objectives.	The Group's executive remuneration strategy is designed to attract, retain, and motivate a highly qualified and experienced executive management team with the necessary skills required to lead the Group in achieving its business and strategic objectives.

# Remuneration Report

For the year ended 30 June 2024

## EXECUTIVE REMUNERATION FRAMEWORK AND ALIGNMENT TO STRATEGY

The Group’s executive remuneration strategy is designed to achieve the Group’s goals and strategic objectives. The table below shows how the executive remuneration framework aligns with the Group’s strategic goals.

	<b>\$ Fixed Annual Remuneration</b>	<b>Short-term incentive plan</b>	<b>Long-term incentive plan</b>
<b>How does it link to strategy</b>	Competitive remuneration to attract and retain executives with the right capability and experience to deliver against the strategic objectives.	Rewards executives for delivering financial returns and progressing the Group’s strategy; annual metrics are aligned to Business Drivers.	Rewards executives for long-term performance. Encourages long-term value creation for shareholders and other stakeholders.
<b>How is it determined</b>	<ul style="list-style-type: none"> <li>Skills and experience</li> <li>Role complexity</li> <li>Responsibility</li> <li>Benchmarked against industry standards.</li> </ul>	Annual performance period <ul style="list-style-type: none"> <li>PBT results</li> <li>Safety record</li> <li>On-time performance</li> </ul>	Annual performance period <ul style="list-style-type: none"> <li>PBT results</li> <li>Safety record</li> <li>On-time performance</li> </ul>
<b>How is it delivered</b>	Base salary and superannuation	Cash and Performance Rights	Performance Rights

## REMUNERATION MIX

The executive remuneration and reward framework has a number of components:

- Base pay and benefits, including superannuation (referred to as “Total Fixed Annual Remuneration” or “TFAR”).
- A target performance incentive plan that combines traditional short-term (cash) and long-term (equity) performance incentives (referred to as the “Performance Incentive Plan” or “PIP”).

Total Fixed Annual Remuneration	Target Incentive	Stretch Target Incentive
---------------------------------	------------------	--------------------------

The PIP also contains stretch targets which, if met, allow for additional remuneration to be provided to the employees covered under the plan.

## TOTAL FIXED ANNUAL REMUNERATION (TFAR)

Executives receive their base pay, superannuation, and any other prescribed benefits as a total fixed annual remuneration (TFAR) package. Executives can elect to salary sacrifice certain items and may also receive non-monetary benefits.

The TFAR provides a base level of reward for each executive for completion of role and business specific accountabilities. The TFAR is set with reference to the role, qualifications, responsibilities, skill, and prior experience. The Group is committed to gender pay equity across employees, including executives.

The only guaranteed increase in the minority of executive management employment contracts is aligned to any movement in the consumer price index. TFAR is reviewed annually by the Nomination and Remuneration committee.

## PERFORMANCE INCENTIVE PLAN

The Board is committed to a remuneration reward framework that is focused on creating sustainable shareholder value, which is supported by an equity ownership culture which is made available to Key Management Personnel (“KMP”) and other members of the executive management team.

## PERFORMANCE INCENTIVE PLAN (PIP) STRUCTURE AND QUANTUM

The Performance Incentive Plan combines the features of short-term incentive (STI) and long-term incentive (LTI) plans and ensures alignment with longer term business strategy. The vesting and exercise requirements of the equity-based incentives ensures Key Management Personnel and executive management team members’ interests are aligned with the long-term interests of the Group and its shareholders. The PIP sets a target amount as a percentage of fixed remuneration (Target Opportunity) and an additional percentage for stretch performance (Stretch Target Opportunity). These targets are assessed against a scorecard of KPIs.

# Remuneration Report

For the year ended 30 June 2024

The target incentive for FY2024 is 30% of Total Fixed Annual Remuneration (TFAR). There is an opportunity to earn up to 50% of TFAR for exceptional performance (Stretch Target). In combination this represents a KMP's total target annual remuneration package (TTAR).

Total Fixed Annual Remuneration, 50%	Target Incentive, 30%	Stretch Target Incentive, 20%
--------------------------------------	-----------------------	-------------------------------

This target amount is split 50/50 into cash bonuses and performance rights. Each performance right equals one ordinary share. The total number of Performance Rights is granted post shareholder approval and will vest subject to achievement of the required KPI's.

Total Fixed Annual Remuneration, 50%	Target Incentive - Cash, 15%	Target Incentive - Equity, 15%	Stretch Target Incentive - Cash, 10%	Stretch Target Incentive - Equity, 10%
--------------------------------------	------------------------------	--------------------------------	--------------------------------------	--

The Board considers that this model achieves the goal of providing a transparent and simple remuneration framework.

## HOW ARE PERFORMANCE TARGETS ESTABLISHED?

Annual performance targets are designed to ensure, at a minimum, the achievement of the Group's forecast with stretch targets designed to encourage financial growth through client acquisition, process innovation and more efficient utilisation of the Group's resources.

## GRANT DATE AND ALLOCATION METHODOLOGY

Performance Incentive Plan rights are allocated on an annual basis. Performance rights for each 12-month performance period (i.e., financial year) may require shareholder approval to be sought.

The allocation methodology is as follows:




- The value of the equity portion of the performance incentive is calculated.
- The number of performance rights to be granted is calculated by dividing the maximum possible equity incentive award dollar value (i.e., include stretch targets) by a 5-day average VWAP from around the time of the grant date; and
- The total number of performance rights is granted post shareholder approval and will vest subject to achievement of the required KPIs.

## PERFORMANCE PERIOD

The performance period for FY2024 is 1 July 2023 to 30 June 2024.

## PERFORMANCE CRITERIA

Performance is assessed against a scorecard of internal key performance indicators as determined by the Board. These KPIs are weighted with a majority of financial metrics (40% or more) together with a small number of operational metrics. For FY2024 the KMP PIP targets are as shown in the table below.

 Safety	 On-time Performance	 Financial Sustainability
Preserve the Group's safety record by: <ul style="list-style-type: none"> <li>• Maintain IOSA accreditation</li> <li>• Maintain BARS Gold</li> <li>• No serious incidents during year</li> <li>• No insurance claims greater than the insurance deductible</li> </ul>	On time performance in excess of: <ul style="list-style-type: none"> <li>• 95% for QQ Charter flights and</li> <li>• 92% for wet lease and RPT operation.</li> </ul>	Meet or exceed a profit before tax (PBT) for the financial year of: <ul style="list-style-type: none"> <li>• \$83.73m</li> </ul>

## PERFORMANCE RIGHTS VESTING CONDITIONS

Once the performance criteria have been met and the financial statements are released with an unqualified audit opinion, vesting is based purely on service i.e., for performance rights to vest the participant must remain continuously employed by the Group at each vesting date.

Any performance rights which do not vest due to the holder not meeting the KPI targets will lapse.

# Remuneration Report

For the year ended 30 June 2024

## PERFORMANCE RIGHTS VESTING SCHEDULE

The vesting schedule is:

- Tranche 1 - 50% of the rights vest on the later of 15 August 2025 or the date on which the Group's FY2024 financial statements with unqualified audit opinion are released to the ASX, and
- Tranche 2 - 50% of the rights vest on the later of 15 August 2026 or the date on which the Group's FY2024 financial statements with unqualified audit opinion are released to the ASX.

## EXERCISE OF RIGHTS AND EXERCISE PRICE

The rights will be deemed exercised on the date of provision of the vesting and confirmation notice or, if the individual is not permitted to trade securities under the Group's securities trading policy on such date, the first subsequent day that the individual is permitted to trade such securities. There is nil value on exercised rights.

## EXPIRY DATE OF RIGHTS

The rights will expire 36 months after the grant date.

## CASH INCENTIVES

Once performance has been assessed, the cash incentive payments are made post the release of the Group's audited and unqualified FY2024 financial statements to the ASX.

## BOARD DISCRETION

The Board has discretion to adjust remuneration outcomes up or down to prevent any inappropriate reward outcomes, including reducing (down to zero, if appropriate) any deferred Performance Incentive (PI) award.

## ASSESSMENT OF PERFORMANCE

Performance, against the performance targets, is assessed by the Board. The Managing Director's and the Executive Directors' performances are assessed against the individual KPIs by the Nomination and Remuneration committee which then makes recommendations to the Board. The performance of other Key Management Personnel against their individual KPIs is assessed by the Managing Director, who confers with the Nomination and Remuneration committee and then the Board regarding this assessment.

The Board believes the method of assessment is rigorous and provides a balanced evaluation of the Managing Director's, Executive Directors' and other KMPs' performances.

The qualification of performance incentives is generally considered by the Nomination and Remuneration committee and the Board after the financial accounts for that performance period (financial year) have been audited. Post this review the Board approves the payment of any cash bonuses and confirms the quantum of performance rights that have become qualified rights.

## PERFORMANCE DATA FOR LAST 5 YEARS

The table below summarises a number of key financial measures from the last five years:

	FY2020	FY2021	FY2022	FY2023	FY2024
Profit/(Loss) for the year attributable to Alliance Aviation Services Ltd (\$'000)	26,972	33,671	(5,207)	36,462	60,452
Basic Earnings Per Share (cents)	21.1	21.0	(3.2)	22.7	37.6
Dividends Paid (\$'000)	11,061	-	-	-	-
Dividend payout ratio (%)	41.0	-	-	-	-
Share price as at 30 June 2024 (\$)	3.03	4.55	3.57	2.88	3.10
Increase/(decrease) in share price (%)	17.4	50.2	(21.5)	(19.3)	7.6

## KEY MANAGEMENT PERSONNEL AND EXECUTIVE MANAGEMENT TEAM PIP OUTCOMES

To support the business plan for the financial year, the Board set performance targets for each member of the Key Management Personnel and the executive management team. These targets were linked to financial, safety and strategic objectives of the Group. Financial targets include the achievement of the forecast FY2024 PBT. Non-financial targets include safety and on time performance targets.

# Remuneration Report

For the year ended 30 June 2024

The table below shows the performance incentive plan outcomes for Key Management Personnel. The FY2024 performance targets for PBT, safety and On-Time Performance were all met and as a result the Board has deemed the PIP criteria were achieved for FY2024 as confirmed at 28 August 2024 Board meeting.

Position	Name	TFAR*	PIP Target as per KPI	KPI Outcome	Stretch KPI Outcome	Total PI Awarded	Cash Bonus awarded 50% of total	Performance rights awarded 50% of total
Managing Director	S McMillan	630,842	189,253	30%	0%	189,253	94,626	94,626
Chief Executive Officer	S Tully	388,500	116,550	30%	0%	116,550	58,275	58,275
Chief Financial Officer	M Devine	388,500	116,550	30%	0%	116,550	58,275	58,275
Chief Operating	P Doherty	321,448	96,434	30%	0%	96,434	48,217	48,217

\* The TFAR used to determine the PIP reward is calculated at the commencement of the financial year and is not recalculated for salary or position changes after this date.

## STATUTORY REMUNERATION TABLE

The following tables show details of the statutory remuneration received by the Directors and the Key Management Personnel of the Group for the current and previous financial year.

30 June 2024	Fixed Remuneration				Variable Remuneration			Total	Perform Related %
	Short-term Employee Benefits		Post Employ't Benefits	Long-term Employee Benefits	Short-term Employee Benefits	Post Employ't Benefits	Share Based Payments <sup>1, 2</sup>		
	Cash, Salary & Fees	Annual Leave	Super-annuation	Long Service Leave	Cash Bonus <sup>4</sup>	Term'n Benefits	Perform Rights per PIP		
<b>Non – Executive Directors</b>									
S Padgett	186,795	-	20,547	-	-	-	-	207,342	-
D Crombie	94,698	-	10,417	-	-	-	-	105,115	-
P Housden	105,115	-	-	-	-	-	-	105,115	-
<b>Sub Total</b>	<b>386,608</b>	<b>-</b>	<b>30,964</b>	<b>-</b>	<b>-</b>	<b>-</b>	<b>-</b>	<b>417,572</b>	<b>-</b>
<b>Executive Directors &amp; other KMP</b>									
S McMillan	624,820	43,066	27,500	21,004	141,939	-	50,572	908,901	5.6%
S Tully	398,222	7,291	27,500	37,403	87,413	-	31,145	588,974	5.3%
M Devine	376,734	454	27,500	25,120	87,413	-	31,145	548,366	5.7%
P Doherty <sup>3</sup>	127,654	10,106	5,546	2,454	16,072	-	8,590	170,422	5.0%
<b>Sub Total</b>	<b>1,527,430</b>	<b>60,917</b>	<b>88,046</b>	<b>85,981</b>	<b>332,837</b>	<b>-</b>	<b>121,452</b>	<b>2,216,663</b>	<b>5.5%</b>
<b>Total KMP Compensation</b>	<b>1,914,038</b>	<b>60,917</b>	<b>119,010</b>	<b>85,981</b>	<b>332,837</b>	<b>-</b>	<b>121,452</b>	<b>2,634,235</b>	<b>4.6%</b>

1. Rights to deferred shares granted under the executive STI scheme are expensed over the performance period, which includes the year the bonus relates to and the subsequent vesting of rights.

2. Equity-settled share based payments per Corporations Regulation 2M.3.03(1)Item11. These may include negative amounts for options and rights forfeited during the year.

3. P.Doherty commenced as a KMP

4. Included in the cash bonus balance is an ex gratia payment made to all Executive Directors and KMP, excluding P Doherty, totalling \$105,589.

# Remuneration Report

For the year ended 30 June 2024

30 June 2023	Fixed Remuneration				Variable Remuneration			Total	Perform Related % <sup>5</sup>
	Short-term Employee Benefits		Post Employ't Benefits	Long-term Employee Benefits	Short-term Employee Benefits	Post Employ't Benefits	Share Based Payments <sup>1, 2</sup>		
	Cash, Salary & Fees	Annual Leave	Super-annuation	Long Service Leave	Cash Bonus	Term'n Benefits	Perform Rights per PIP		
<b>Non – Executive Directors</b>									
S Padgett	186,794	-	19,613	-	-	-	-	206,407	-
D Crombie	92,414	-	9,704	-	-	-	-	102,118	-
P Housden	102,118	-	-	-	-	-	-	102,118	-
<b>Sub Total</b>	<b>381,326</b>	<b>-</b>	<b>29,317</b>	<b>-</b>	<b>-</b>	<b>-</b>	<b>-</b>	<b>410,643</b>	<b>-</b>
<b>Executive Directors &amp; other KMP</b>									
S McMillan	590,557	19,312	27,500	11,690	-	-	-	649,059	-
L Schofield <sup>3</sup>	32,626	1,611	25,292	(2,748)	-	410,750	-	467,531	-
S Tully	342,682	6,094	27,500	9,788	-	-	-	386,064	-
M Devine	339,766	16,231	27,500	9,890	-	-	-	393,387	-
R Nelson <sup>4</sup>	45,756	3,295	12,021	(1,132)	-	68,726	-	128,666	-
<b>Sub Total</b>	<b>1,351,387</b>	<b>46,543</b>	<b>119,813</b>	<b>27,488</b>	<b>-</b>	<b>479,476</b>	<b>-</b>	<b>2,024,707</b>	<b>-</b>
<b>Total KMP Compensation</b>	<b>1,732,713</b>	<b>46,543</b>	<b>149,130</b>	<b>27,488</b>	<b>-</b>	<b>479,476</b>	<b>-</b>	<b>2,435,350</b>	<b>-</b>

1. Rights to deferred shares granted under the executive STI scheme are expensed over the performance period, which includes the year the bonus relates to and the subsequent vesting of rights.

2. Equity-settled share based payments per Corporations Regulation 2M.3.03(1)Item11. These may include negative amounts for options and rights forfeited during the year.

3. L Schofield resigned on 27 July 2022.

4. R. Nelson resigned on 30 August 2022.

5. The percentage of performance based remuneration for FY2023 was nil.

## OTHER KEY MANAGEMENT PERSONNEL DISCLOSURES

### MOVEMENT IN KEY MANAGEMENT PERSONNEL SHAREHOLDINGS

The number of ordinary shares held by Directors and Key Management Personnel (and their related parties) of the Group during the financial year are as follows:

	Balance at start of period	Exercise of Rights	Other Additions	Disposals	Balance at end of period
<b>Directors</b>					
S Padgett	6,203,269	-	-	-	6,203,269
D Crombie	179,466	-	-	-	179,466
P Housden	49,698	-	-	-	49,698
S McMillan	3,773,425	-	110,000	-	3,883,425
<b>Other Key Management Personnel</b>					
S Tully	87,122	-	-	-	87,122
M Devine	64,493	-	-	-	64,493
P Doherty	-	-	28,500	-	28,500

### RIGHTS TO ORDINARY SHARES - REMUNERATION

For each grant of rights to ordinary shares, the percentage of the grant that vested in the financial year, and the percentage that was forfeited because the KMP did not meet the service and performance criteria are set out below. The minimum value of the rights yet to vest is nil, as the rights will be forfeited if the service condition is not met. The maximum value of the rights yet to vest is determined as the amount of the grant date fair value that is yet to be expensed to the income statement.

# Remuneration Report

For the year ended 30 June 2024

	S McMillan	S Tully	M Devine	P Doherty
<b>Granted during the period</b>				
Number granted	46,047	28,358	28,358	23,463
Grant date	28-Nov-23	28-Nov-23	28-Nov-23	28-Nov-23
Share price at grant date (\$)	2.90	2.90	2.90	2.90
<b>Vested</b>				
Vested %	0%	0%	0%	0%
Vested number	-	-	-	-
<b>Qualified or Forfeited</b>				
Qualified %	100	100	100	100
Forfeited %	-	-	-	-
<b>Vesting</b>				
Tranche 1 vesting date	15-Aug-25	15-Aug-25	15-Aug-25	15-Aug-25
Tranche 2 vesting date	15-Aug-26	15-Aug-26	15-Aug-26	15-Aug-26
Fair Value Tranche 1 - \$	2.81	2.81	2.81	2.81
Fair Value Tranche 2 - \$	2.76	2.76	2.76	2.76
Estimated value yet to vest	77,674	47,836	47,836	39,579

## MOVEMENTS IN KEY MANAGEMENT PERSONNEL PERFORMANCE RIGHTS HOLDINGS

The number of performance rights held by Directors and other Key Management Personnel of the Group during the financial year are shown below:

	Balance at start of period	Granted as Remuneration	Cancelled	Exercised and vested	Forfeited	Balance at end of period
<b>Directors</b>						
S McMillan	-	46,047	-	-	-	46,047
<b>Other Key Management Personnel</b>						
S Tully	-	28,358	-	-	-	28,358
M Devine	-	28,358	-	-	-	28,358
P Doherty	-	23,463	-	-	-	23,463

## LOANS TO DIRECTORS AND KEY MANAGEMENT PERSONNEL

There have been no loans to Directors or Key Management Personnel during the financial year.

## TRANSACTIONS WITH RELATED PARTIES

Where transactions are entered into with KMP, these are approved by the Board. Board members who have an interest in the matter either directly or via a related party do not participate in the Board approval process. No new arrangements have been entered into during FY2024.

A Director, Mr Steve Padgett, is a Director and Shareholder of Flight Options (Australia) Pty Ltd. The Group has a contract for the lease of office space in Sydney with Flight Options (Australia) Pty Ltd. This lease is based on normal commercial terms and conditions.

During the period, the Group provided storage maintenance, aircraft parking and other engineering maintenance services to VIF Aircraft Pty Ltd, of which Chairman, Mr Steve Padgett and the Managing Director, Mr Scott McMillan, are shareholders. These services were provided on an arm's length basis under normal commercial terms for the type of services provided.

# Remuneration Report

For the year ended 30 June 2024

The following transactions occurred with related parties:

	30 June 2024 \$'000	30 June 2023 \$'000
Lease of Sydney Office	(47)	(47)
Sponsorship of aviation function	-	(17)
Fuel for VH-CCJ Citation Bravo flight-hangar opening MCY to ROK 01/11/23	(2)	-
Training and associated expenses	-	(8)
VH-KBX operating charges	635	-
Engineering & maintenance services - VH-VIF	130	143
<b>Total Cash inflows / (outflows)</b>	<b>716</b>	<b>71</b>

The following balances are recognised in the financial statements as outstanding balances arising from sales/purchases of goods and services to related parties.

	30 June 2024 \$'000	30 June 2023 \$'000
<b>Trade Receivables</b>		
VIF Aircraft Pty Ltd	-	143
<b>Total key management personnel trade receivables</b>	<b>-</b>	<b>143</b>
<b>Trade Payables</b>		
Flight Options (Australia) Pty Ltd	-	(4)
<b>Total key management personnel trade payables</b>	<b>-</b>	<b>(4)</b>
<b>Net balances owed from /(owed to) key management personnel</b>	<b>-</b>	<b>139</b>

## SHARES UNDER OPTION

There were no ordinary shares of Alliance Aviation Services Limited under option at the date of the report.

The end of the audited remuneration report



# Directors' Report

For the year ended 30 June 2024

## INSURANCE AND INDEMNITY OF OFFICERS

During the financial year, Alliance and its controlled entities paid premiums to insure the Directors and Company Secretaries of the Group companies.

The liabilities insured are legal costs that may be incurred in defending civil or criminal proceedings that may be brought against the officers in their capacity as officers of entities in the Group, and any other payments arising from liabilities incurred by the officers in connection with such proceedings. This does not include such liabilities that arise from conduct involving a wilful breach of duty by the officers or the improper use by the officers of their position or of information to gain advantage for themselves or someone else or to cause detriment to the Company. It is not possible to apportion the premium between amounts relating to the insurance against legal costs and those relating to other liabilities.

## PROCEEDINGS ON BEHALF OF THE COMPANY

No person has applied to the Court under section 237 of the *Corporations Act 2001* for leave to bring proceedings on behalf of the Company, or to intervene in any proceedings to which the Company is a party, for the purpose of taking responsibility on behalf of the Company for all or part of those proceedings.

No proceedings have been brought or intervened in on behalf of the company with leave of the Court under section 237 of the *Corporations Act 2001*.

## NON-AUDIT SERVICES

The Company may decide to employ the audit firm on assignments additional to their statutory audit duties where the audit firms expertise and experience with the Group are important.

Details of the amounts paid or payable to the audit firm, PricewaterhouseCoopers, for audit and non-audit services provided during the year are set out in note J5 to the financial statements.

The Board of Directors has considered the position and, in accordance with advice received from the Audit and Risk committee, is satisfied that the provision of the non-audit services is compatible with the general standard of independence for auditors imposed by the *Corporations Act 2001*. The Directors are satisfied that the provision of non-audit services by the auditor, as set out below, did not compromise the auditor independence requirements of the *Corporations Act 2001* for the following reasons:

- All non-audit services have been reviewed by the Audit and Risk committee to ensure they do not impact the impartiality and objectivity of the auditor; and
- None of the services undermine the general principles relating to auditor independence as set out in APES 110 *Code of Ethics for Professional Accountants*.

## AUDITOR'S INDEPENDENCE DECLARATION

A copy of the Auditor's Independence Declaration as required under section 307C of the *Corporations Act 2001* is set out on page 24.

# Directors' Report

For the year ended 30 June 2024

## ROUNDING OF AMOUNTS

The Company is of a kind referred to in ASIC Legislative Instrument 2016/191, relating to the 'rounding off' of amounts in the Directors' Report. Amounts in the Directors' Report have been rounded off in accordance with the Instrument to the nearest thousand dollars, or in certain cases, to the nearest dollar.

This report is made in accordance with a resolution of the Directors.



**S Padgett, OAM**

**Chairman**

**Brisbane**

**28 August 2024**

# Auditor's Independence Declaration

---



## Auditor's Independence Declaration

As lead auditor for the audit of Alliance Aviation Services Limited for the year ended 30 June 2024, I declare that to the best of my knowledge and belief, there have been:

- (a) no contraventions of the auditor independence requirements of the Corporations Act 2001 in relation to the audit; and
- (b) no contraventions of any applicable code of professional conduct in relation to the audit.

This declaration is in respect of Alliance Aviation Services Limited and the entities it controlled during the period.

A handwritten signature in black ink, appearing to read 'Tim Allman', enclosed within a large, thin, horizontal oval stroke.

Tim Allman  
Partner  
PricewaterhouseCoopers

Brisbane  
28 August 2024

PricewaterhouseCoopers, ABN 52 780 433 757  
480 Queen Street, BRISBANE QLD 4000, GPO Box 150, BRISBANE QLD 4001  
T: +61 7 3257 5000, F: +61 7 3257 5999, [www.pwc.com.au](http://www.pwc.com.au)

Liability limited by a scheme approved under Professional Standards Legislation.

# Financial Statements

For the year ended 30 June 2024

## FINANCIAL STATEMENTS AND NOTES TO THE CONSOLIDATED FINANCIAL STATEMENTS

<b>FINANCIAL STATEMENTS AND NOTES TO THE CONSOLIDATED FINANCIAL STATEMENTS</b> .....	<b>25</b>
<b>CONSOLIDATED STATEMENT OF PROFIT OR LOSS AND OTHER COMPREHENSIVE INCOME STATEMENT</b> .....	<b>27</b>
<b>CONSOLIDATED BALANCE SHEET</b> .....	<b>28</b>
<b>CONSOLIDATED STATEMENT OF CHANGES IN EQUITY</b> .....	<b>29</b>
<b>CONSOLIDATED STATEMENT OF CASH FLOWS</b> .....	<b>30</b>
<b>A. FINANCIAL OVERVIEW</b> .....	<b>31</b>
A1 - REVENUE FROM CONTINUING OPERATIONS.....	31
A2 - OTHER INCOME .....	32
A3 - MATERIAL PROFIT OR LOSS ITEMS.....	33
<b>B. CASH MANAGEMENT</b> .....	<b>33</b>
B1 - CASH AND CASH EQUIVALENTS.....	33
B2 - BORROWINGS .....	34
B3 - NET CASH DEBT .....	36
B4 - RECONCILIATION OF PROFIT AFTER INCOME TAX TO NET CASH INFLOW FROM OPERATING ACTIVITIES.....	36
<b>C. CAPITAL MANAGEMENT</b> .....	<b>37</b>
C1 – DIVIDENDS.....	37
C2 – FRANKING CREDITS .....	37
<b>D. INVENTORY, PROPERTY, PLANT &amp; EQUIPMENT, INTANGIBLES AND LEASES</b> .....	<b>37</b>
D1 - INVENTORY.....	37
D2 - PROPERTY, PLANT AND EQUIPMENT .....	38
D3 - INTANGIBLE ASSETS .....	39
D4 - LEASES .....	40
<b>E. INCOME TAX EXPENSE AND DEFERRED TAX</b> .....	<b>42</b>
E1 - INCOME TAX EXPENSE .....	42
E2 - DEFERRED TAX ASSETS AND LIABILITIES .....	43
<b>F. FINANCIAL INSTRUMENTS</b> .....	<b>44</b>
F1 - FINANCIAL RISK MANAGEMENT .....	44
F2 - FAIR VALUE MEASUREMENT OF FINANCIAL INSTRUMENTS .....	47
<b>G. EQUITY</b> .....	<b>48</b>
G1 - CONTRIBUTED EQUITY .....	48
G2 - RESERVES.....	49
G3 - EARNINGS PER SHARE.....	50
<b>H. KEY MANAGEMENT PERSONNEL</b> .....	<b>51</b>
H1 – KEY MANAGEMENT PERSONNEL DISCLOSURES.....	51
H2 - SHARE BASED PAYMENTS .....	51
<b>I. RELATED PARTY TRANSACTIONS</b> .....	<b>53</b>
I1 - PARENT ENTITIES .....	53
I2 - KEY MANAGEMENT PERSONNEL .....	53
I3 - SUBSIDIARIES.....	53
I4 - TRANSACTIONS WITH RELATED PARTIES.....	53
<b>J. OTHER ITEMS</b> .....	<b>54</b>
J1 – TRADE AND OTHER RECEIVABLES .....	54

# Financial Statements

For the year ended 30 June 2024

J2 - TRADE AND OTHER PAYABLES .....	55
J3 - PROVISIONS .....	55
J4 - CONTINGENCIES AND COMMITMENTS .....	56
J5 - REMUNERATION OF AUDITORS .....	57
J6 - PARENT ENTITY FINANCIAL INFORMATION .....	57
J7 - SUBSIDIARIES .....	58
J8 - EVENTS OCCURRING AFTER THE REPORTING PERIOD.....	59
<b>K. BASIS OF PREPARATION .....</b>	<b>59</b>
K1 - COMPLIANCE.....	59
K2 - PRINCIPLES OF CONSOLIDATION .....	59
K3 - SEGMENT REPORTING .....	59
K4 - FOREIGN CURRENCY TRANSLATION.....	60
K5 - CRITICAL ESTIMATES, JUDGEMENTS AND ERRORS.....	60
K6 - IMPAIRMENT OF ASSETS.....	61
K7 - GOODS AND SERVICES TAX (GST).....	62
K8 - ROUNDING OF AMOUNTS.....	62
<b>L. CHANGES IN ACCOUNTING POLICIES .....</b>	<b>62</b>
L1 - NEW ACCOUNTING STANDARDS AND INTERPRETATIONS ADOPTED BY THE GROUP .....	62
<b>CONSOLIDATED ENTITY DISCLOSURE STATEMENT.....</b>	<b>63</b>
<b>DIRECTORS DECLARATION .....</b>	<b>64</b>
<b>INDEPENDENT AUDITOR'S REPORT .....</b>	<b>65</b>
<b>SHAREHOLDER INFORMATION .....</b>	<b>72</b>
DISTRIBUTION OF EQUITY SECURITIES .....	72
EQUITY SECURITY HOLDERS .....	72
SUBSTANTIAL HOLDERS .....	73
VOTING RIGHTS.....	73
<b>COMPANY DIRECTORY .....</b>	<b>74</b>

These financial statements are consolidated financial statements for the Group consisting of Alliance Aviation Services Limited and its subsidiaries. The financial statements are presented in the Australian currency.

Alliance Aviation Services Limited is a company limited by shares, incorporated, and domiciled in Australia. Its registered office and principal place of business is:

Alliance Aviation Services Limited  
81 Pandanus Avenue  
Brisbane Airport QLD 4009

The financial statements were authorised for issue by the Directors on 28 August 2024. The Directors have the power to amend and reissue the financial statements.

All press releases, financial statements, corporate governance statements and additional information are available on our website: [www.allianceairlines.com.au](http://www.allianceairlines.com.au)

# Consolidated Statement of Profit or Loss and Other Comprehensive Income

For the year ended 30 June 2024

		30 June 2024 \$'000	30 June 2023 \$'000
<b>Revenue and Income</b>	<b>Note</b>		
Revenue from continuing operations	A1	637,190	508,239
Net foreign exchange (losses)/gains		(528)	(1,325)
Other Income	A2	10,103	10,243
<b>Total Revenue and Income</b>		<b>646,765</b>	<b>517,157</b>
<b>Expenses</b>			
Direct flight costs	A3	(144,963)	(151,031)
Parts and inventory costs	A3	(61,083)	(40,443)
Labour and staff related costs	A3	(236,441)	(179,999)
Repairs and maintenance costs		(1,944)	(1,562)
Accommodation and utility costs		(3,112)	(2,532)
IT and communication costs		(6,725)	(5,304)
Other administrative costs		(14,092)	(14,021)
Finance costs	A3	(18,863)	(12,516)
Depreciation & amortisation	D2,D3,D4	(73,243)	(57,574)
<b>Total Expenses</b>		<b>(560,466)</b>	<b>(464,982)</b>
<b>Profit/(Loss) before income tax for the period</b>		<b>86,299</b>	<b>52,175</b>
Income tax (expense) / benefit	E1	(25,847)	(15,713)
<b>Profit/(Loss) for the period</b>		<b>60,452</b>	<b>36,462</b>
<b>Other Comprehensive Income</b>			
Items that may be classified to profit or loss		-	-
<b>Other Comprehensive Income for the period net of tax</b>		<b>-</b>	<b>-</b>
<b>Total Comprehensive income for the period</b>		<b>60,452</b>	<b>36,462</b>
<b>Total Comprehensive income for the period is attributable to:</b>			
Owners of Alliance Aviation Services Limited		60,452	36,462

The above Consolidated Statement of Profit or Loss and Other Comprehensive Income should be read in conjunction with the accompanying notes.

## Earnings per Share for Profit from Continuing Operations Attributable to the Ordinary Equity Holders of the Company

		Cents	Cents
Basic Earnings per Share	G3	37.61	22.68
Diluted Earnings per Share	G3	37.56	22.68

# Consolidated Balance Sheet

For the year ended 30 June 2024

		30 June 2024	30 June 2023
		\$'000	\$'000
<b>Assets</b>			
<b>Current Assets</b>			
Cash and cash equivalents	B1	31,230	22,317
Receivables		78,333	79,100
Inventories	D1	143,570	89,610
<b>Total Current Assets</b>		<b>253,133</b>	191,027
<b>Non-Current Assets</b>			
Property, plant & equipment	D2	719,446	563,423
Intangibles	D3	163	218
Right of use assets	D4	26,053	25,110
<b>Total Non-Current Assets</b>		<b>745,662</b>	588,751
<b>Total Assets</b>		<b>998,795</b>	779,778
<b>Liabilities</b>			
<b>Current Liabilities</b>			
Trade and other payables	J2	110,738	85,678
Borrowings	B2	7,452	7,452
Current tax liabilities		-	191
Lease liabilities	D4	2,607	2,529
Provisions	J3	22,769	19,493
<b>Total Current Liabilities</b>		<b>143,566</b>	115,343
<b>Non-Current Liabilities</b>			
Borrowings	B2	329,629	227,831
Provisions	J3	2,047	1,663
Deferred tax liability	E2	85,660	59,621
Lease liabilities	D4	27,153	25,553
<b>Total Non-Current Liabilities</b>		<b>444,489</b>	314,668
<b>Total Liabilities</b>		<b>588,055</b>	430,011
<b>Net Assets</b>		<b>410,740</b>	349,767
<b>Equity</b>			
Contributed equity	G1	288,206	288,206
Reserves	G2	(110,121)	(110,642)
Retained earnings	G2	232,655	172,203
<b>Total Equity</b>		<b>410,740</b>	349,767

The above Consolidated Balance Sheet should be read in conjunction with the accompanying notes.

# Consolidated Statement of Changes in Equity

For the year ended 30 June 2024

30 June 2024	<i>Note</i>	Contributed Equity \$'000	Reserves \$'000	Retained Earnings \$'000	Total Equity \$'000
<b>Balance as at beginning of period</b>		288,206	(110,642)	172,203	349,767
Profit for the period		-	-	60,452	60,452
Other comprehensive income		-	-	-	-
<b>Total Comprehensive Income for the Period</b>		-	-	60,452	60,452
<b>Transactions with owners in their capacity as owners:</b>					
Share-based payment reserve	G2	-	329	-	329
Foreign currency translation reserve		-	193	-	193
<b>Balance as at end of period</b>		288,206	(110,120)	232,655	410,742

30 June 2023	<i>Notes</i>	Contributed Equity \$'000	Reserves \$'000	Retained Earnings \$'000	Total Equity \$'000
<b>Balance as at beginning of period</b>		288,206	(110,492)	135,741	313,455
Profit for the period		-	-	36,462	36,462
Other comprehensive income		-	-	-	-
<b>Total Comprehensive Income for the Period</b>		-	-	36,462	36,462
<b>Transactions with owners in their capacity as owners:</b>					
Foreign currency translation reserve		-	(150)	-	(150)
<b>Balance as at end of period</b>		288,206	(110,642)	172,203	349,767

The above Consolidated Statement of Changes in Equity should be read in conjunction with the accompanying notes.



# Consolidated Statement of Cash Flows

For the year ended 30 June 2024

		30 June 2024 \$'000	30 June 2023 \$'000
<b>Cashflow from Operating Activities</b>	<i>Note</i>		
Receipts from customers (Inclusive of GST)		703,786	533,070
Payments to Suppliers (inclusive of GST)		(663,112)	(484,806)
Interest received		1,153	96
Interest paid		(17,086)	(10,595)
Income tax (paid)/refunded		-	3,114
<b>Net Cash Flows from Operating Activities</b>	<i>B4</i>	<b>24,740</b>	40,879
<b>Cash Flows from Investing Activities</b>			
Payments for property, plant and equipment		(115,146)	(96,940)
Proceeds from sale of property, plant and equipment		55	15,032
<b>Net Cash Inflow (Outflow) from Investing Activities</b>		<b>(115,091)</b>	(81,908)
<b>Cash Flows from Financing Activities</b>			
Proceeds from borrowings		109,250	50,293
Repayment of borrowings		(7,452)	(5,252)
Principal elements of lease payments		(2,537)	(2,590)
<b>Net Cash Inflow (outflow) from Financing Activities</b>		<b>99,261</b>	42,451
<b>Net Increase (Decrease) in Cash and Cash Equivalents</b>		<b>8,910</b>	1,422
Cash and Cash equivalents at beginning of the year		22,317	20,895
Effects of exchange rate on cash and cash equivalents		3	-
<b>Cash and Cash Equivalents at end of year.</b>	<i>B1</i>	<b>31,230</b>	22,317

The above Consolidated Statement of Cash Flows should be read in conjunction with the accompanying notes.

## A. FINANCIAL OVERVIEW

### A1 - REVENUE FROM CONTINUING OPERATIONS

The Group recognises revenue at a point in time once control of the goods or services passes to the customer. Revenue is derived from contract air charter services, ad hoc air charter services, wet lease services, regular public transport (RPT) services and several allied aviation services including engine and part sales, aircraft, engine and parts leasing, aerodrome management services and other engineering services.

In the following table revenue has been disaggregated by type of revenue.

	30 June 2024 \$'000	30 June 2023 \$'000
Contract Revenue	309,813	296,973
Charter Revenue	16,303	16,169
Wet Lease Revenue	265,685	163,456
RPT Revenue	12,709	15,730
Aviation Services Revenue	29,433	14,091
Other Revenue	3,247	1,820
<b>Total Revenue from Continuing Operations</b>	<b>637,190</b>	<b>508,239</b>

The following customers generate in excess of 10% of the Revenue.

	30 June 2024 % Revenue	30 June 2023 % Revenue
Customer A	33.0%	22.2%
Customer B	14.7%	16.7%
Customer C	10.9%	<10%
<b>Total % Revenue</b>	<b>58.6%</b>	<b>38.9%</b>

Included within wet lease revenue is \$24.4 million (2023: \$17.9 million) representing lease payments for aircraft accounted for as operating leases under AASB16 - Leases. The remainder of wet lease revenue relates to the provision of services to the relevant customers accounted for under AASB 15 - Revenue from contracts with Customers. The table below shows the minimum contracted lease receipts over the contract terms.

	30 June 2024 \$'000	30 June 2023 \$'000
<b>Future Minimum Contracted Lease Income</b>		
0-1 Year	28,619	23,603
1-2 Years	28,619	24,216
2-3 Years	28,619	24,216
3-4 Years	27,977	24,216
4-5 Years	20,639	23,574
Over 5 Years	14,677	23,116

### ACCOUNTING POLICY

The Group derives revenue from the transfer of goods and the delivery of services at points in time as detailed below:

(i) *Contract air charter services.*

The Group's primary charter business is the transportation by air of workers and contractors to and from remote project sites of major mining and energy companies. Contract air charter services are subject to contracts with companies. Revenue is derived and recognised in accordance with an agreed flight schedule, based on completed flights.

Revenue is generally calculated on a price paid on a 'per round trip' basis with the contracts including cost pass-through mechanisms for movements in foreign currency exchange rates, fuel prices and consumer price index changes. These cost pass-through mechanisms are invoiced on a monthly or quarterly basis.

## A. FINANCIAL OVERVIEW (CONTINUED)

### A1 - REVENUE FROM CONTINUING OPERATIONS (CONTINUED)

(ii) *Ad-hoc charter services*

Alliance also utilises its fleet to provide ad-hoc charter services to a range of corporate, government, tourism, educational and sporting customers predominantly through surplus capacity. Revenue is derived in accordance with an agreed flight schedule based on completed flights.

(iii) *Wet lease services*

The Group also utilises its fleet for wet lease contracts. A wet lease of an aircraft is an arrangement whereby the Group provides an aircraft, crew, maintenance, and insurance to a third-party airline operator. Revenue from wet lease contracts consists of both operating lease revenues for aircraft accounted for under AASB 16 - Leases and revenues for services to the relevant customers accounted for under AASB 15 - Revenue is derived in accordance with an agreed flight schedule based on completed block hours per flight.

(iv) *Regular Public Transport (RPT)*

Alliance provides an RPT service to one port in Queensland and a number of blended RPT services (where the contract charter client allows seats to be sold to the general public) to resource sector sites across Australia. RPT refers to services where passengers pay for tickets on scheduled flights. Revenue is derived on a per passenger basis in accordance with an agreed flight schedule based on completed flights.

(v) *Aviation services*

Alliance has a large inventory consisting of engines, major components, and other aircraft parts. Revenue is generated by Alliance through the sale of these items to third parties. Alliance also provides limited engineering services to other aircraft operators. These services include the provision of labour and parts and are invoiced based on typical market conditions of cost-plus margin.

Alliance also manages a number of aerodromes and provides airport and ground handling services to contract clients. These services are invoiced as a fee for service and are generally invoiced on a monthly or per turn basis.

Revenue is measured at the fair value of the consideration received or receivable.

### A2 - OTHER INCOME

#### ACCOUNTING POLICY

	30 June 2024 \$'000	30 June 2023 \$'000
Interest Income	1,166	101
Other Income	8,937	10,142
	<b>10,103</b>	10,243

Interest Income is recognised on a time proportioned basis using the effective interest method.

Other Income includes aircraft and engine lease revenue recognised on either a fixed monthly payment, per day lease rate or a per cycle lease rate. In some cases, all rates are applicable. Other Income also includes the gain or loss on the sale of Property, Plant & Equipment.

## A. FINANCIAL OVERVIEW (CONTINUED)

### A3 - MATERIAL PROFIT OR LOSS ITEMS

The Group has identified a number of items which are material due to the significance of their value and/or amount. These are listed separately here to provide a better understanding of the financial performance of the Group.

	30 June 2024 \$'000	30 June 2023 \$'000
Direct flight costs	(144,963)	(151,031)
Parts and inventory costs	(61,083)	(40,443)
Interest Expense	(18,863)	(12,516)
<b>Labour and staff related costs</b>		
Salaries and Wages	(186,740)	(143,305)
Superannuation	(18,562)	(13,426)
Contractors	(3,843)	(3,255)
Travel and Accommodation	(9,505)	(7,358)
Workcover and Payroll Tax	(11,962)	(7,997)
Other Employee Costs	(11,950)	(9,429)
Costs capitalised as part of heavy maintenance activities	6,121	4,771
<b>Total Labour and staff related costs</b>	<b>(236,441)</b>	<b>(179,999)</b>
<b>Short-term or low value lease payments where no Right of Use Asset is recognised</b>		
Minimum lease payments	(744)	(623)
Minimum sublease receipts	-	179

## B. CASH MANAGEMENT

### B1 - CASH AND CASH EQUIVALENTS

	30 June 2024 \$'000	30 June 2023 \$'000
Cash and cash equivalents	31,230	22,317
<b>Total cash and cash equivalents</b>	<b>31,230</b>	<b>22,317</b>

### ACCOUNTING POLICY

For the purpose of presentation in the Consolidated Statement of Cash Flows, cash and cash equivalents includes cash on hand, deposits, other short-term, highly liquid investments with original maturities of three months or less that are readily convertible to known amounts of cash and which are subject to an insignificant risk of changes in value.

## B. CASH MANAGEMENT (CONTINUED)

### B2 - BORROWINGS

#### FACILITIES

The type of borrowing facilities available and utilised as at 30 June 2024 is shown below:

Funding Mechanism	Financier Limit			Current Available \$'000	Utilisation \$'000
	ANZ	Pricoa	NAIF		
	AUD	AUD	AUD	AUD	AUD
Term loan facility I	15,031	-	-	-	15,031
Term loan facility II	37,300	-	-	-	37,300
Term loan facility III	12,500	-	-	-	12,500
Northern Australia Infrastructure Facility (NAIF)	-	-	21,000	-	21,000
Senior secured guaranteed notes	-	100,000	-	-	100,000
<b>Sub-total AUD Borrowings</b>	<b>64,831</b>	<b>100,000</b>	<b>21,000</b>	-	<b>185,831</b>
Working capital multi option (Facility I)	19,000	-	-	18,964	36
Bank guarantee facility	1,000	-	-	382	618
<b>Total AUD Mechanisms</b>	<b>84,831</b>	<b>100,000</b>	<b>21,000</b>	<b>19,346</b>	<b>186,485</b>
<b>USD Mechanisms</b>	<b>USD</b>	<b>USD</b>	<b>USD</b>	<b>USD</b>	<b>USD</b>
USD Shelf Facility	-	100,000	-	-	100,000
<b>Total USD Mechanism</b>	-	<b>100,000</b>	-	-	<b>100,000</b>

The term loan facility I and II are amortising loans with repayments due each quarter. Term loan facility III is a non-amortising loan. Any voluntary repayments on term loan facility I may be redrawn to \$15 million whilst voluntary repayments on term loan facility II and III may not be redrawn. At 30 June 2024 the term loans were due to expire in July 2025, refer below for post balance date refinancing.

The working capital multi option facility I may be drawn at any time to its limit of \$19 million and is subject to annual review each December. The bank can withdraw the facility with 60 days written notice.

The Group secured a facility agreement with the Northern Australian Infrastructure Facility to assist in funding the construction of a three-bay maintenance hangar in Rockhampton. This is a non-amortising loan for the first 10 years and post year 10 the facility will decrease with approximately 50% remaining at year 15 (April 2037). The Rockhampton hangar will provide support for the expanding fleet and ensure access to maintenance facilities into the future.

The senior secured guaranteed notes, including those issued against the Shelf Facility are due progressively over the next 9 years with 13% due in November 2025, 13% due in May 2028, 22% due in March 2030, 26% due in May 2031, 13% due in September 2032, and 13% due in September 2033.

As at 30 June 2024 the USD Shelf Facility has an upper limit of USD100 million with drawdowns and repayments being transacted in either USD or AUD as agreed between the parties. In FY2024 further drawdowns totalling AUD109.3 million were made, and the parties have agreed repayments will be transacted in AUD. The total drawdowns have been recorded on the Consolidated Balance Sheet at AUD million.

The term loans, working capital multi option facility, the senior secured guaranteed notes and the shelf facility are subject to certain financial covenants and restrictions such as debt service cover ratios, leverage ratios and others.

During the year ended 30 June 2024, the Group maintained compliance with the agreed financial covenants and restrictions of these facilities.

As set out in Note J8, the Group completed both a refinancing of its existing debt facilities of \$64.8 million and increased debt facilities by \$100 million with Australia and New Zealand Banking Group Limited (ANZ) in August 2024. At the same time, the Group increased its debt facilities with Pricoa Private Capital (Pricoa) by \$50 million.

The post balance date refinancing of the ANZ debt facilities has provided the following:

- Facility I will remain at \$15 million with an extended expiry to July 2027.
- Facility II will increase by \$50 million to \$87.3 million with an expiry in July 2027.
- Facility III will remain at \$12.5 million with an extended expiry to July 2027.

## B. CASH MANAGEMENT (CONTINUED)

### B2 - BORROWINGS (CONTINUED)

- Facility IV, a non-drawn down facility, will be established for \$50 million with an expiry date of January 2026.
- A reduction in the working capital multi option (Facility I) to \$4 million.

On the 28 August 2024, the Pricoa USD Shelf Facility was amended to include an upper limit of USD 225 million with all previous Pricoa drawdowns (including the Senior secured guaranteed notes) to date reducing this limit to an available amount of USD\$48.2 million. A drawdown was initiated on 28 August in an amount of USD 32 million (AUD 50 million) leaving a balance of USD15.3 million uncommitted in the facility.

#### ACCOUNTING POLICY

Borrowings are initially recognised at fair value, net of transaction costs incurred. Borrowings are subsequently measured at amortised cost. Any difference between the proceeds (net of transaction costs) and the redemption amount is recognised in the Consolidated Statement of Profit or Loss and Other Comprehensive Income Statement over the period of the borrowings using the effective interest method.

Fees paid on the establishment of loan facilities are recognised as transaction costs of the loan to the extent that it is probable that some or all of the facility will be drawn down. In this case, the fee is deferred until the draw down occurs.

To the extent there is no evidence that it is probable that some or all of the facility will be drawn down, the fee is capitalised as a prepayment for liquidity services and amortised over the period of the facility to which it relates.

Borrowings are classified as current liabilities unless the Group has an unconditional right to defer settlement of the liability for at least 12 months after the reporting period.

#### ASSETS PLEDGED AS SECURITY

The carrying amounts of assets pledged as security for current and non-current borrowings are:

	30 June 2024 \$'000	30 June 2023 \$'000
<b>Current</b>		
<i>Floating charge</i>		
Cash and Cash equivalents	31,230	22,317
Receivables	78,333	79,100
Inventories	143,570	89,610
<b>Total current assets pledged as security</b>	<b>253,133</b>	191,027
<b>Non-Current</b>		
<i>First Mortgage</i>	678,756	551,045
<b>Aircraft</b>	<b>678,756</b>	551,045
<i>Floating charge</i>		
Plant and Equipment	40,691	12,378
Intangibles	163	218
<b>Total non-current assets pledged as security</b>	<b>719,610</b>	563,641
<b>Total Assets pledged as security</b>	<b>972,743</b>	754,668

This section sets out an analysis of net cash (debt) and the movements in net cash (debt) for each of the periods presented.

	30 June 2024 \$'000	30 June 2023 \$'000
Cash and Cash equivalents	31,230	22,317
Borrowings - repayable within one year	(7,452)	(7,452)
Borrowings - repayable after one year	(329,629)	(227,831)
<b>Net Cash / (Debt)</b>	<b>(305,851)</b>	(212,966)
Cash and cash equivalents	31,230	22,317
Gross debt - variable interest rates	(64,831)	(72,283)
Gross debt - fixed interest rates	(272,250)	(163,000)
<b>Net cash / (Debt)</b>	<b>(305,851)</b>	(212,966)

## B. CASH MANAGEMENT (CONTINUED)

### B3 - NET CASH DEBT

30 June 2024	Opening \$'000	Drawdowns \$'000	Repayments \$'000	Closing Balance \$'000
Term loan facilities	72,283	-	(7,452)	64,831
Senior secured guaranteed notes	100,000	-	-	100,000
USD Shelf facility	42,000	109,250	-	151,250
Northern Australia Infrastructure Facility (NAIF)	21,000	-	-	21,000
<b>Total AUD value</b>	<b>235,283</b>	<b>109,250</b>	<b>(7,452)</b>	<b>337,081</b>

30 June 2023	Opening \$'000	Drawdowns \$'000	Repayments \$'000	Closing Balance \$'000
Term loan facilities	77,535	-	(5,252)	72,283
Senior secured guaranteed notes	100,000	-	-	100,000
USD Shelf facility	-	42,000	-	42,000
Northern Australia Infrastructure Facility (NAIF)	12,544	8,456	-	21,000
<b>Total AUD value</b>	<b>190,079</b>	<b>50,456</b>	<b>(5,252)</b>	<b>235,283</b>

### B4 - RECONCILIATION OF PROFIT AFTER INCOME TAX TO NET CASH INFLOW FROM OPERATING ACTIVITIES

	30 June 2024 \$'000	30 June 2023 \$'000
<b>Profit for period (after tax)</b>	<b>60,452</b>	36,462
Depreciation and amortisation	73,243	57,574
Non-cash costs incurred as part of heavy maintenance program	6,121	4,771
Net (gain)/loss on foreign exchange differences	528	(1,325)
<b>Change in operating assets and liabilities</b>		
(Increase)/Decrease in trade debtors	(1,587)	(21,741)
(Increase)/Decrease in inventory	(170,939)	(67,490)
(Increase)/Decrease in prepayments and other assets	2,354	(221)
Increase/(Decrease) in trade creditors	3,095	355
Increase/(Decrease) in other operating liabilities	21,964	8,700
Increase/(Decrease) in provision for income taxes payable	(191)	(1,018)
Increase/(Decrease) in deferred tax	26,039	20,476
Increase/(Decrease) in other provisions	3,660	4,336
<b>Net cash inflow (outflow) from operating activities</b>	<b>24,739</b>	40,879

## C. CAPITAL MANAGEMENT

The Group's objectives, when managing capital, is to safeguard the ability to continue as a going concern, so that the Group can provide returns for shareholders and benefits for other stakeholders and maintain an optimal capital structure. In order to maintain or adjust the capital structure, the Group may adjust the amount of dividends paid to shareholders, return capital to shareholders, issue new shares or sell assets to reduce debt.

### C1 – DIVIDENDS

#### DIVIDENDS DECLARED BUT NOT RECORDED

A final dividend has not been declared for year ended 30 June 2024.

#### ACCOUNTING POLICY

Provision is made for any dividend declared, being appropriately authorised and no longer at the discretion of the entity, on or before the end of the reporting period but not distributed at the end of the reporting period.

### C2 – FRANKING CREDITS

	30 June 2024 \$'000	30 June 2023 \$'000
Franking credits available for subsequent reporting based on tax rate of 30% (2023: 30%)	5,966	5,966
	<b>5,966</b>	<b>5,966</b>

#### ACCOUNTING POLICY

The above amounts are calculated from the balance of the franking account as at the end of the reporting period, adjusted for franking credits and debits that will arise from the settlement of liabilities or receivables for income tax and dividends after the end of the year.

The consolidated amounts include franking credits that would be available to the parent entity if distributable profits of subsidiaries were paid as dividends.

## D. INVENTORY, PROPERTY, PLANT & EQUIPMENT, INTANGIBLES AND LEASES

### D1 - INVENTORY

	30 June 2024 \$'000	30 June 2023 \$'000
<b>Aircraft spares and spare engines</b>		
Fokker	40,164	34,717
Embraer	78,451	36,609
<b>Total aircraft spares and spare engines</b>	<b>118,615</b>	<b>71,326</b>
Consumables	24,955	18,284
<b>Total Inventory</b>	<b>143,570</b>	<b>89,610</b>

#### AMOUNTS RECOGNISED IN PROFIT OR LOSS

Inventory recognised as an expense during the year ended 30 June 2024 amounted to \$5,682k (2023: \$4,483k) and is included in parts and inventory costs. Included in inventory costs is \$85.1 million for the purchase of 7 additional aircraft to be used for parts in {&this year}



## D. INVENTORY, PROPERTY, PLANT & EQUIPMENT, INTANGIBLES AND LEASES (CONTINUED)

### D1 – INVENTORY (CONTINUED)

#### ACCOUNTING POLICY

Inventory is measured at the lower of cost and net realisable value. Cost comprises all costs of purchase and other costs incurred in bringing the inventory to their present location and condition. Inventory consists of spare aircraft and engine parts, spare engines, components, and whole aircraft where the intent of acquisition was to hold as inventory for sale or breakdown for spare parts.

Costs of purchased inventory are determined after deducting rebates and discounts. Net realisable value is the estimated selling price in the ordinary course of business less the estimated costs of completion and the estimated costs necessary to make the sale.

The Group's maintenance program relies on access to spare parts (rotables) which are interchangeable with parts currently utilised on an aircraft. These rotables are parts that are removed from aircraft and transferred from property, plant, and equipment into inventory at the lower of cost or net realisable value (core value).

Rotables taken out of inventory and fitted to an aircraft are transferred to property plant and equipment at the carrying value at the time of transfer. Note K5 discloses the critical estimates and judgements in relation to inventory value.

### D2 - PROPERTY, PLANT AND EQUIPMENT

30 June 2024	Aircraft Assets*	Property, Plant and Equipment	Total
	\$'000	\$'000	\$'000
<b>Balance at beginning of the period</b>			
Cost	916,848	34,672	951,520
Accumulated depreciation	(365,803)	(22,294)	(388,097)
<b>Net book value at the beginning of the period</b>	<b>551,045</b>	<b>12,378</b>	<b>563,423</b>
<b>Opening net book value</b>	<b>551,045</b>	<b>12,378</b>	<b>563,423</b>
Additions	208,453	32,144	240,597
Transfers - Inventory and other	(13,731)	-	(13,731)
Disposals at Cost	-	(841)	(841)
Disposals - accumulated depreciation	-	786	786
Depreciation charge	(67,605)	(3,183)	(70,788)
<b>Closing net book value at the end of the period</b>	<b>678,162</b>	<b>41,284</b>	<b>719,446</b>

\*Included within Aircraft assets are aircraft which are leased under operating lease arrangements to other airlines with a net book value of \$243.6million 2023:\$159.5m.

30 June 2023	Aircraft Assets*^	Property, Plant and Equipment	Total
	\$'000	\$'000	\$'000
<b>Balance at beginning of the period</b>			
Cost	767,809	40,491	808,300
Accumulated depreciation	(312,600)	(21,814)	(334,414)
<b>Net book value at the beginning of the period</b>	<b>455,209</b>	<b>18,677</b>	<b>473,886</b>
<b>Opening net book value</b>	<b>455,209</b>	<b>18,677</b>	<b>473,886</b>
Additions	165,844	1,740	167,584
Transfers - Other	(16,764)	-	(16,764)
Transfer to disposal group held for sale	(41)	41	-
Disposals at Cost	-	(7,600)	(7,600)
Disposals - accumulated depreciation	-	1,335	1,335
Depreciation charge	(53,203)	(1,815)	(55,018)
<b>Closing net book value at the end of the period</b>	<b>551,045</b>	<b>12,378</b>	<b>563,423</b>

\*Included within Aircraft assets are aircraft which are leased under operating lease arrangements to other airlines with a net book value of \$159.5m.

^Included in the additions is the \$12.3million non-refundable deposit paid towards the sale and purchase agreement of an additional 30 Embraer aircraft.

## D. INVENTORY, PROPERTY, PLANT & EQUIPMENT, INTANGIBLES AND LEASES (CONTINUED)

### D2 – PROPERTY, PLANT & EQUIPMENT (CONTINUED)

#### ADDITIONS AND TRANSFERS

Additions to property, plant and equipment for year ended 30 June 2024 includes 4 E190 aircraft that were added to the Groups air operators' certificate, 5 E190's undergoing entry into service, the purchase of an additional F100 aircraft and all aircraft heavy maintenance and the addition of any major and significant components. Transfers relate to the removal of rotatable parts from the aircraft which are transferred to inventory.

#### ACCOUNTING POLICY

All property, plant and equipment are stated at historical cost less depreciation. Historical cost includes expenditure that is directly attributable to the acquisition of the items.

Subsequent costs are included in the asset's carrying amount or recognised as a separate asset, as appropriate, only when it is probable that future economic benefits associated with the item will flow to the Group and the cost of the item can be measured reliably. The carrying amount of any component accounted for as a separate asset is derecognised when replaced. All other repairs and maintenance are charged to profit or loss during the reporting period in which they are incurred.

Depreciation is calculated using both straight line and unit of usage method to allocate their cost, net of their residual values, over their estimated useful lives or, in the case of leasehold improvements and certain leased plant and equipment, the shorter lease term as shown in the table below:

	Depreciation calculation method	Time-based terms
<b>Aircraft assets</b>		
5-18 years Aircraft assets (subject to time-based depreciation)	Calendar based	5-18 years
5-12 years Aircraft assets (subject to usage-based depreciation)	Remaining flight cycles/hours	-
<b>Property, plant &amp; equipment</b>		
Leasehold improvements	Calendar based	4-30 years
Vehicles	Calendar based	5-8 years
Furniture, fittings & equipment	Calendar based	3 years

The assets' residual values and useful lives are reviewed, and adjusted if appropriate, at the end of each reporting period. The Group also reviews annually whether the triggers indicating a risk of impairment exist. (refer Note K6).

An asset's carrying amount is written down immediately to its recoverable amount if the asset's carrying amount is greater than its estimated recoverable amount.

Gains and losses on disposals of all non-current assets is determined as the difference between the carrying amount of the asset at the time of disposal and the proceeds on disposal and is included in the Consolidated Statement of Profit or Loss and Other Comprehensive Income Statement of the Group in the reporting period of disposal.

Alliance has contracted with Rolls-Royce to maintain F100 aircraft (TAY650-15) engines as part of a total care program. Rolls-Royce supplies replacement aircraft engines, spare engines, and parts in exchange for a monthly fee calculated by multiplying a contract rate to the total engine hours under the agreement.

Under this agreement, 44 F100 engines (TAY650-15) are recognised as a single 'pool of engines' and recognised as part of property plant and equipment.

The monthly payments are capitalised to this single pool of engines as they are incurred as these payments represent an increase to the economic value of the engines. The pool of engines is then amortised using a unit of usage basis which considers the current net book value and the number of remaining flight cycles.

### D3 - INTANGIBLE ASSETS

	30 June 2024 \$'000	30 June 2023 \$'000
Opening net book amount	218	272
Additions	-	-
Amortisation charge	(55)	(54)
<b>Closing net book value</b>	<b>163</b>	<b>218</b>

## D. INVENTORY, PROPERTY, PLANT & EQUIPMENT, INTANGIBLES AND LEASES (CONTINUED)

### D3 - INTANGIBLE ASSETS (CONTINUED)

The Group amortises intangible assets over the following period:

Classification	Amortisation calculation method	Time-based terms
Certifications	Calendar based	2 years
Internally generated software	Calendar based	3-5 years

Intangible assets are recorded at cost less accumulated amortisation and impairment. They are classified as having a useful life that is finite and are amortised on a straight-line basis over the useful economic life.

### D4 - LEASES

This note provides information for leases where the Group is a lessee.

#### AMOUNTS RECOGNISED IN THE CONSOLIDATED BALANCE SHEET

The Consolidated Balance Sheet shows the following amounts relating to leases:

	30 June 2024 \$'000	30 June 2023 \$'000
<b>Right of Use Assets</b>		
Property, Plant and Equipment	26,053	25,110
<b>Total right of use assets</b>	<b>26,053</b>	<b>25,110</b>
<b>Lease Liabilities</b>		
Current	2,607	2,529
Non-Current	27,153	25,553
<b>Total Lease Liabilities</b>	<b>29,760</b>	<b>28,082</b>

#### ADDITIONS

Additions to the right of use assets during FY2024 were \$3,344k which were for the Rockhampton storage facility and the Perth Lounge.

#### AMOUNTS RECOGNISED IN THE CONSOLIDATED STATEMENT OF PROFIT & LOSS AND OTHER COMPREHENSIVE INCOME

The consolidated statement of profit or loss and other comprehensive income includes the following amounts relating to leases:

	30 June 2024 \$'000	30 June 2023 \$'000
<b>Depreciation charge for right of use assets</b>		
Property, Plant and Equipment	2,402	2,502
<b>Total right of use assets</b>	<b>2,402</b>	<b>2,502</b>
<b>Other costs relating to Leases</b>		
Interest expense (included in finance costs)	873	966
<b>Total Lease Liabilities</b>	<b>873</b>	<b>966</b>

Total cash outflow for leases for the year ended 30 June 2024 was \$ 2,537 k.

#### THE GROUP'S LEASING ACTIVITIES

The Group leases various offices, warehouses, and equipment. Rental contracts are typically made for fixed periods of six months to twenty years but may have extension options as described below.

Lease terms are negotiated on an individual basis and contain a wide range of different terms and conditions. The lease agreements do not impose any covenants other than the security interests in the leased assets that are held by the lessor. Leased assets may not be used as security for borrowing purposes.

## D. INVENTORY, PROPERTY, PLANT & EQUIPMENT, INTANGIBLES AND LEASES (CONTINUED)

### D4 – LEASES (CONTINUED)

#### ACCOUNTING POLICY

Assets and liabilities arising from a lease are initially measured on a present value basis. Lease liabilities include the net present value of the following lease payments:

- variable lease payments that are based on an index or a rate, initially measured using the index or rate as at the commencement date.
- amounts expected to be payable by the Group under residual value guarantees.
- the exercise price of a purchase option if the Group is reasonably certain to exercise that option, and
- payment of penalties for terminating the lease, if the lease term reflects the Group exercising that option.

Lease payments to be made under reasonably certain extension options are also included in the measurement of the liability.

The lease payments are discounted using the interest rate implicit in the lease. If that rate cannot be readily determined, which is generally the case for leases in the Group, the lessee's incremental borrowing rate is used, being the rate that the individual lessee would have to pay to borrow the funds necessary to obtain an asset of similar value to the right-of-use asset in a similar economic environment with similar terms, security, and conditions.

To determine the incremental borrowing rate, the Group:

- where possible, uses recent third-party financing received by the individual lessee as a starting point, adjusted to reflect changes in financing conditions since third party financing was received.
- uses a build-up approach that starts with a risk-free interest rate adjusted for credit risk for leases held by Alliance Aviation Services Limited, which does not have recent third-party financing, and
- makes adjustments specific to the lease, e.g., term, country, currency, and security.

The Group is exposed to potential future increases in variable lease payments based on an index or rate, which are not included in the lease liability until they take effect. When adjustments to lease payments based on an index or rate takes effect, the lease liability is reassessed and adjusted against the right-of-use asset.

Lease payments are allocated between principal and finance cost. The finance cost is charged to profit or loss over the lease period to produce a constant periodic rate of interest on the remaining balance of the liability for each period.

Right-of-use assets are measured at cost comprising the following:

- the amount of the initial measurement of the lease liability.
- any lease payments made at or before the commencement date less any lease incentives received.
- any initial direct costs.
- any initial direct costs; and
- restoration costs.

Right-of-use assets are generally depreciated over the shorter of the asset's useful life and the lease term on a straight-line basis. If the Group is reasonably certain to exercise a purchase option, the right-of-use asset is depreciated over the underlying asset's useful life.

Payments associated with short-term leases of equipment and vehicles and all leases of low-value assets are recognised on a straight-line basis as an expense in profit or loss. Short-term leases are leases with a lease term of 12 months or less. Low-value assets comprise IT equipment, some ground service equipment and airport apron licences.

#### EXTENSION AND TERMINATION OPTIONS

Extension and termination options are included in a number of property leases across the Group. These are used to maximise operational flexibility in terms of managing the assets used in the Group's operations. The majority of extension and termination options held are exercisable only by the Group and not by the respective lessor.

## E. INCOME TAX EXPENSE AND DEFERRED TAX

This note provides an analysis of the Group's income tax expense, shows what amounts are recognised directly in equity and how the tax expense is affected by non-assessable and non-deductible items. It also explains significant estimates made in relation to the Group's tax position.

### E1 - INCOME TAX EXPENSE

	30 June 2024 \$'000	30 June 2023 \$'000
<b>A. Income Tax Expense</b>		
<b>Current Tax</b>		
Current tax on profits for the period	-	(4,763)
Adjustments for current tax of prior periods	(181)	-
<b>Total current tax expense</b>	<b>(181)</b>	<b>(4,763)</b>
<b>Deferred Income Tax</b>		
Decrease/(increase) in deferred tax assets	(12,762)	3,779
(Decrease)/increase in deferred tax liabilities	38,683	16,697
Adjustments for deferred tax of prior periods	107	-
<b>Total deferred tax expense / (benefit)</b>	<b>26,028</b>	<b>20,476</b>
<b>Income tax on profit from continuing operations</b>	<b>25,847</b>	<b>15,713</b>
Effective tax rate	<b>30.0%</b>	<b>30.1%</b>
<b>B. Numerical Reconciliation of Income Tax (Benefit)/Expense to Prima Facie Tax Payable</b>		
Profit/(Loss) before income tax expense	<b>86,299</b>	52,175
Tax at Australian Corporate Tax rate of 30% (2023: 30%)	<b>25,890</b>	15,653
<b>Tax effect of amounts not deductible/(taxable) in calculating taxable income</b>		
Sundry	(43)	60
<b>Total Income tax expense</b>	<b>25,847</b>	<b>15,713</b>
<b>C. Amounts recognised directly in equity</b>		
Aggregate deferred tax arising in the period and directly credited to equity	(117)	(117)

## E. INCOME TAX EXPENSE AND DEFERRED TAX (CONTINUED)

### E2 - DEFERRED TAX ASSETS AND LIABILITIES

	30 June 2024 \$'000	30 June 2023 \$'000
<b>Deferred Tax Assets</b>		
The balance comprises temporary differences attributable to:		
Tax losses	15,734	5,089
Employee benefits	7,445	6,347
Property, plant and equipment	2,905	959
	26,084	12,395
<b>Other</b>		
Unrealised foreign exchange movements	1,288	1,145
Accruals	241	664
Other	1,275	1,922
	2,804	3,731
<b>Total Deferred tax assets</b>	28,888	16,126
Set-off to deferred tax liabilities pursuant to set-off provisions	(28,888)	(16,126)
<b>Net Deferred Tax Assets</b>	-	-
	30 June 2024 \$'000	30 June 2023 \$'000
<b>Deferred Tax Liabilities</b>		
The balance comprises temporary differences attributable to:		
Property, plant and equipment	114,016	75,488
Unrealised foreign exchange movements	531	376
<b>Total Deferred tax liabilities</b>	114,547	75,864
Set-off to deferred tax assets pursuant to set-off provisions	(28,888)	(16,126)
<b>Net Deferred Tax Liabilities</b>	85,659	59,738

### ACCOUNTING POLICY

The income tax expense or credit for the period is the tax payable on the current period's taxable income based on the applicable income tax rate for each jurisdiction adjusted by changes in deferred tax assets and liabilities attributable to temporary differences and to unused tax losses.

The current income tax charge is calculated on the basis of the tax laws enacted or substantively enacted at the end of the reporting period in the countries where the Company's subsidiaries and associates operate and generate taxable income. Directors periodically evaluate the position taken in tax returns with respect to situations in which applicable tax regulation is subject to interpretation. It establishes provisions where appropriate on the basis of amounts expected to be paid to the tax authorities.

Deferred income tax is provided in full, using the liability method, on temporary differences arising between the tax bases of assets and liabilities and their carrying amounts in the consolidated financial statements. Deferred income tax is not accounted for if it arises from initial recognition of an asset or liability in a transaction other than a business combination that at the time of the transaction affects either accounting or taxable profit or loss. Deferred income tax is determined using tax rates (and laws) that have been enacted or substantially enacted by the end of the reporting period and are expected to apply when the related deferred income tax asset is realised, or the deferred income tax liability is settled.

Deferred tax assets and liabilities are not recognised for temporary differences between the carrying amount and tax bases of investments in foreign operations where the Company is able to control the timing of the reversal of the temporary differences and it is probable that the differences will not reverse in the near future.

## E. INCOME TAX EXPENSE AND DEFERRED TAX (CONTINUED)

### E2 - DEFERRED TAX ASSETS AND LIABILITIES (CONTINUED)

#### ACCOUNTING POLICY (CONTINUED)

Deferred tax assets and liabilities are offset when there is a legally enforceable right to offset current tax assets and liabilities and when the deferred tax balances relate to the same taxation authority. Current tax assets and tax liabilities are offset where the entity has a legally enforceable right to offset and intends either to settle on a net basis, or to realise the asset and settle the liability simultaneously.

Alliance Aviation Services Limited and its wholly-owned Australian controlled entities have implemented the tax consolidation legislation. As a consequence, these entities are taxed as a single entity and the deferred tax assets and liabilities of these entities are set off in the consolidated financial statements.

Current and deferred tax is recognised in profit or loss, except to the extent that it relates to items recognised in other comprehensive income or directly in equity. In this case, the tax is also recognised in other comprehensive income or directly in equity, respectively.

30 June 2024	Tax Losses	Employee Benefits	Property, Plant and Equipment	Other	Total
	\$'000	\$'000	\$'000	\$'000	\$'000
<b>Deferred Tax Asset Movements</b>					
Balance at beginning of prior year	7,973	4,931	4,359	2,642	19,905
Charged/(credited) to Profit or Loss	(2,884)	1,416	(3,400)	1,089	(3,779)
<b>Balance at the beginning of this period</b>	<b>5,089</b>	<b>6,347</b>	<b>959</b>	<b>3,731</b>	<b>16,126</b>
Charged/(credited) to Profit or Loss	10,645	1,098	1,946	(927)	12,762
<b>Balance at end of the period</b>	<b>15,734</b>	<b>7,445</b>	<b>2,905</b>	<b>2,804</b>	<b>28,888</b>

30 June 2024	Property, Plant and Equipment	Other	Total
	\$'000	\$'000	\$'000
<b>Deferred Tax Liability Movements</b>			
Balance at beginning of prior year	57,891	1,276	59,167
Charged/(credited) to Profit or Loss	17,597	(900)	16,697
<b>Balance at the beginning of this period</b>	<b>75,488</b>	<b>376</b>	<b>75,864</b>
Charged/(credited) to Profit or Loss	38,528	155	38,683
<b>Balance at the end of the period</b>	<b>114,016</b>	<b>531</b>	<b>114,547</b>

## F. FINANCIAL INSTRUMENTS

### F1 - FINANCIAL RISK MANAGEMENT

The Group's activities expose it to a variety of financial risks including foreign currency risk, interest rate risk, credit risk and liquidity risk. The Group's overall risk management program focuses on the unpredictability of financial markets and seeks to minimise potential adverse effects on the financial performance of the Group.

The Group uses different methods to measure different types of risk to which it is exposed. These methods include sensitivity analysis in the case of interest rate and foreign exchange rate risk and aging analysis for credit risk. The use of financial instruments is governed by the Group's policies approved by the Board of Directors and are not entered into for speculative purposes. The Group holds the following financial instruments:

## F. FINANCIAL INSTRUMENTS (CONTINUED)

### F1 - FINANCIAL RISK MANAGEMENT (CONTINUED)

	30 June 2024 \$'000	30 June 2023 \$'000
<b>Financial Assets</b>		
Cash and Cash Equivalents	31,230	22,317
Trade and other receivables*	74,574	71,672
<b>Total Financial Assets</b>	105,804	93,989
<b>Financial Liabilities</b>		
Trade and other payables	110,738	85,678
Borrowings	337,081	235,283
Lease liabilities	29,760	28,082
<b>Total Financial Liabilities</b>	477,579	349,043
<b>Net Financial Assets/(Liabilities)</b>	(371,775)	(255,054)

\*Excludes prepayments and other assets.

#### FOREIGN EXCHANGE RISK

The Group has transactional currency risks arising from receivables and payables in currencies other than the Group's functional currency. The currencies giving rise to this risk are primarily US dollar and the Euro. Where possible, the risk is managed by forecasting and structuring of receipt and payment timings, including invoicing clients in US dollars and the Euro where possible.

The Group's exposure to foreign currency risk at the end of the reporting period, expressed in Australian dollars and a sensitivity impact of a 5% rate movement is shown in the tables below.

	30 June 2024					30 June 2023				
	USD \$'000	EUR \$'000	GBP \$'000	NZD \$'000	SGD \$'000	USD \$'000	EUR \$'000	GBP \$'000	NZD \$'000	SGD \$'000
Trade and other receivables										
Total	13,606	1	-	-	-	16,519	-	-	-	-

*Sensitivity:* As at 30 June 2024, if the Australian dollar had strengthened or weakened against other currencies by 5% and all other variables held constant, post-tax profit for the year would have been higher/lower by \$ 680 k ( 2023: +/- \$ 826 k).

	30 June 2024					30 June 2023				
	USD \$'000	EUR \$'000	GBP \$'000	NZD \$'000	SGD \$'000	USD \$'000	EUR \$'000	GBP \$'000	NZD \$'000	SGD \$'000
Trade and other payables										
Total	(13,793)	(2,882)	(2,021)	(74)	(1,832)	(15,726)	(1,920)	(304)	(5)	-

*Sensitivity:* As at 30 June 2024, if the Australian dollar had strengthened or weakened against other currencies by 5% and all other variables held constant, post-tax profit for the year would have been higher/lower by \$1030k ( 2023: +/- \$898k).

#### INTEREST RATE RISK

The Group's main interest rate risk arises from long-term borrowings with variable rates, which expose the Group to cash flow interest rate risk.

The Group's variable rate borrowings outstanding as at 30 June 2024 and a sensitivity analysis of movement of 25 basis points is shown in the tables below.



## F. FINANCIAL INSTRUMENTS (CONTINUED)

### F1 - FINANCIAL RISK MANAGEMENT (CONTINUED)

	30 June 2024		30 June 2023	
	Weighted Ave. Interest Rate	Balance	Weighted Ave. Interest Rate	Balance
	%	\$'000	%	\$'000
Bank Loans	5.5	64,831	4.7	72,283
Net Exposure to cashflow interest rate risk	-	64,831	-	72,283
Sensitivity +/- impact of 0.25% change: \$'000	-	162	-	181

#### CREDIT RISK

Credit risk arises from cash and cash equivalents, held to maturity investments, favourable derivative financial instruments and deposits with banks and financial institutions, as well as credit exposure to customers, including outstanding receivables. All available cash is held in financial institutions with a credit rating of A- or higher.

#### RISK MANAGEMENT

Credit risk is managed on a Group basis by assessing the credit quality of counterparties by considering their financial position, past experience, credit rating and other factors. Counterparty information sourced from credit rating agencies is also utilised to support the management of credit risk. The Group's major customers are principally focused on the resources industry, albeit over a range of commodities.

#### IMPAIRMENT OF TRADE RECEIVABLES

The Group applies the AASB 9 simplified approach to measuring expected credit losses which uses a lifetime expected loss allowance for all trade receivables. The expected loss rate and loss allowance has been assessed as \$864k as at 30 June 2024 (2023: \$nil).

Keras (Pilbara) Gold Pty Ltd was placed into voluntary administration effective 28 June 2024. The probability of default by any other trading debtor of the Group is considered very unlikely. Accordingly, additional credit losses beyond the Keras (Pilbara) Gold Pty Ltd balance of \$728K are considered minimal by the Group. This is because there is no history of default, revenue is generated primarily through major mining clients, domestic airlines, and other large corporations hence the recoverability of the remaining contracted receivables can be determined with a high degree of certainty on a forward-looking basis. In addition, the Group has recorded a credit loss risk adjustment of \$136k for potentially unrecoverable training bonds.

Refer to note J1 for more information on the trade receivables policy of the Group.

The Group records trade receivables and loans in the following classifications:

- Neither past due nor impaired trade receivables and loans are those that are within their relevant contractual payment terms and thus have no expected credit loss due to the reasons above.
- Past due but not impaired trade receivables and loans are those that have fallen outside of their contractual settlement terms. However there remains an expectation of full recovery, with no change in credit risk based on the financial position of the client or counterparty and as such there is no expected credit loss. This is \$864 as at 30 June 2024 (30 June 2023 \$nil).

#### LIQUIDITY RISK

Prudent liquidity risk management implies maintaining sufficient cash and the availability of funding through an adequate amount of committed credit facilities to meet obligations when due. At the end of the reporting period the Group held no deposits at call (2023: – nil). Due to the dynamic nature of the underlying businesses, the Directors maintain flexibility in funding by maintaining availability under committed credit lines.

#### RISK MANAGEMENT

Management monitors rolling forecasts of the Group's liquidity reserve (comprising the undrawn borrowing facilities below) and cash and cash equivalents (note B1) on the basis of expected cash flows. In addition, the Group's liquidity management policy involves managing credit risk relating to financial assets, comparing the maturity profile of financial liabilities with the realisation profile of financial assets, monitoring balance sheet liquidity ratios against internal requirements and maintaining debt financing plans.

## F. FINANCIAL INSTRUMENTS (CONTINUED)

### F1 - FINANCIAL RISK MANAGEMENT (CONTINUED)

#### MATURITIES OF FINANCIAL LIABILITIES

The tables below analyse the Group's financial liabilities into relevant maturity groupings based on their contractual maturities for all non-derivative financial liabilities.

The amounts disclosed in the tables are the contractual undiscounted cash flows since the fair values are not materially different to their carrying amounts and amortisations payments (fixed repayments of principal) are scheduled quarterly until the expiration of the facilities. Balances due within 12 months equal their carrying balances as the impact of discounting is not significant. The amounts below also include estimated interest payments where applicable.

The Group has long-term arrangements in place for the two hangars located at Brisbane airport. These leases both have terms expiring in the second quarter of financial year 2041.

#### LIQUIDITY RISK

Carrying Contractual Maturities of Financial Liabilities	30 June 2024						Total Contractual Cash Flows	Carrying Amount (Assets) /Liabilities
	Less than 6 months	6-12 months	Between 1 & 2 years	Between 2 & 5 years	Over 5 Years			
	\$'000	\$'000	\$'000	\$'000	\$'000	\$'000		
Trade payables	59,690	-	-	-	-	59,690	59,690	
Borrowings	13,181	13,124	97,815	66,441	265,080	455,641	337,081	
Lease Liabilities	1,493	1,521	3,528	8,877	21,619	37,038	29,760	
<b>Total Non-Derivatives</b>	<b>74,364</b>	<b>14,645</b>	<b>101,343</b>	<b>75,318</b>	<b>286,699</b>	<b>552,369</b>	<b>426,531</b>	

Carrying Contractual Maturities of Financial Liabilities	30 June 2023						Total Contractual Cash Flows	Carrying Amount (Assets) /Liabilities
	Less than 6 months	6-12 months	Between 1 & 2 years	Between 2 & 5 years	Over 5 Years			
	\$'000	\$'000	\$'000	\$'000	\$'000	\$'000		
Trade payables	56,595	-	-	-	-	56,595	56,595	
Borrowings	9,252	9,128	71,957	38,750	148,004	277,091	235,283	
Lease Liabilities	1,100	1,106	2,255	7,378	21,663	33,502	28,082	
<b>Total Non-Derivatives</b>	<b>66,947</b>	<b>10,234</b>	<b>74,212</b>	<b>46,128</b>	<b>169,667</b>	<b>367,188</b>	<b>319,960</b>	

Refer to Note J8 for details on funding arrangements post balance date.

#### PRICE RISK

The Group is not exposed to any specific material commodity price risk.

### F2 - FAIR VALUE MEASUREMENT OF FINANCIAL INSTRUMENTS

Judgements and estimates are made in determining the fair values of assets and liabilities that are recognised and measured at fair value in the financial statements.

#### DISCLOSED FAIR VALUES

##### RECEIVABLES

Due to the short-term nature of the current receivables, their carrying amount is assumed to be the same as their fair value. For the majority of non-current receivables, the fair values are not materially different to their carrying amounts since the interest on those receivables is close to current market rates.

## F. FINANCIAL INSTRUMENTS (CONTINUED)

### F2 - FAIR VALUE MEASUREMENT OF FINANCIAL INSTRUMENTS (CONTINUED)

#### TRADE AND OTHER PAYABLES

Due to the short-term nature of the trade and other payables, their carrying amount is assumed to be the same as their fair value.

#### BORROWINGS

The Directors consider that for all borrowings, the fair values are the same as their carrying amounts, since the interest payable on these borrowings is either close to the market rates or the borrowings are of a short-term nature.

## G. EQUITY

### G1 - CONTRIBUTED EQUITY

	30 June 2024		30 June 2023	
	No. Shares	\$'000	No. Shares	\$'000
<b>Share Capital</b>				
Ordinary shares - fully paid	160,734,697	288,206	160,734,697	288,206
<b>Total Contributed Equity</b>	<b>160,734,697</b>	<b>288,206</b>	160,734,697	288,206
<b>Movement in Ordinary Share Capital Issued and Fully Paid</b>				
Balance at beginning of period	160,734,697	288,206	160,734,697	288,206
<b>Balance at end of period</b>	<b>160,734,697</b>	<b>288,206</b>	160,734,697	288,206

#### ORDINARY SHARES

Ordinary shares entitle the holder to participate in dividends and the proceeds on winding up of the Company in proportion to the number of and amounts paid on the shares held. On a show of hands every holder of ordinary shares present at a meeting in person or by proxy, is entitled to one vote, and upon a poll each share is entitled to one vote.

#### DIVIDEND REINVESTMENT PLAN

The Company has established a dividend reinvestment plan under which holders of ordinary shares may elect to have all or part of their dividend entitlements satisfied by the issue of new ordinary shares rather than by being paid in cash.

#### ACCOUNTING POLICY

Debt and equity instruments are classified as either liabilities or equity in accordance with the substance of the contractual arrangement. Ordinary shares are classified as equity. Incremental costs directly attributable to the issue of new shares or options are shown in equity as a deduction, net of tax, from proceeds.

## G. EQUITY (CONTINUED)

### G2 - RESERVES

The following table shows a breakdown of the balance sheet line item 'Reserves' and the movements in these reserves during the year. A description of the nature and purpose of each reserve is provided below the table.

	30 June 2024 \$'000	30 June 2023 \$'000
<b>Reserves</b>		
Reorganisation reserve	(111,082)	(111,082)
Share based payment reserve	762	433
Foreign currency translation reserve	200	7
	<b>(110,120)</b>	<b>(110,642)</b>
<b>Movements</b>		
<i><b>Reorganisation Reserve</b></i>		
Balance at beginning of period	(111,082)	(111,082)
<b>Balance at end of period</b>	<b>(111,082)</b>	<b>(111,082)</b>
<i><b>Share based payment reserve</b></i>		
Balance at beginning of period	433	433
Granted	329	-
<b>Balance at end of period</b>	<b>762</b>	<b>433</b>
<i><b>Foreign currency translation reserve</b></i>		
Balance at beginning of period	7	157
Current year movement	193	(150)
<b>Balance at end of period</b>	<b>200</b>	<b>7</b>

### NATURE AND PURPOSE OF OTHER RESERVES

#### REORGANISATION RESERVE

This reserve is used to record the difference between the recognised equity of the parent entity and the net assets of the acquired controlled entities.

#### SHARE BASED PAYMENT RESERVE

The Company has established a share-based payment reserve which records the estimated amount of ordinary share capital to be issued as consideration for future transactions. The reserve records the grant date fair value of performance rights issued to employees under the Long-Term Incentive Plan and associated movements.

#### FOREIGN CURRENCY TRANSLATION RESERVE

Exchange differences arising on translation of the foreign controlled entity are accumulated in a separate reserve within equity.

## G. EQUITY (CONTINUED)

### G3 - EARNINGS PER SHARE

	30 June 2024	30 June 2023
<b>Basic Earnings per Share</b>		
Total basic earnings per share attributable to the ordinary equity holders of the company. (Cents)	37.61	22.68
<b>Diluted Earnings per Share</b>		
Total diluted earnings per share attributable to the ordinary equity holders of the company. (Cents)	37.56	22.68
<b>Reconciliation of Earnings used in Calculating Earnings per Share</b>		
<b>Basic Earnings per Share</b>		
Profit attributable to the ordinary equity holders of the company used in calculating basic earnings per share. (\$'000)	60,452	36,462
<b>Diluted Earnings per Share</b>		
Profit attributable to the ordinary equity holders of the company used in calculating diluted earnings per share. (\$'000)	60,452	36,462
<b>Weighted Average Number of Shares used as the Denominator</b>		
Weighted average number of ordinary shares used as the denominator in calculating the basic earnings per share	160,734,697	160,734,697
Weighted average number of ordinary shares used as the denominator in calculating the diluted earnings per share	160,952,249	160,777,822

### INFORMATION CONCERNING THE CLASSIFICATION OF SECURITIES

#### PERFORMANCE RIGHTS

Performance rights granted to employees under the Alliance Aviation Services Limited LTI plan are considered to be potential ordinary shares and have been included in the determination of diluted earnings per share to the extent to which they are dilutive. The rights have not been included in the determination of basic earnings per share Refer note H2.

### ACCOUNTING POLICY

#### BASIC EARNINGS PER SHARE

Basic earnings per share is calculated by dividing:

- the profit attributable to owners of the Company, excluding any costs of servicing equity other than ordinary shares; and
- by the weighted average number of ordinary shares outstanding during the financial year, adjusted for bonus elements in ordinary shares issued during the year and excluding treasury shares.

#### DILUTED EARNINGS PER SHARE

Diluted earnings per share adjusts the figures used in the determination of basic earnings per share to take into account:

- the after-income tax effect of interest and other financing costs associated with dilutive potential ordinary shares; and
- the weighted average number of additional ordinary shares that would have been outstanding assuming the conversion of all dilutive potential ordinary shares.

## H. KEY MANAGEMENT PERSONNEL

### H1 – KEY MANAGEMENT PERSONNEL DISCLOSURES

#### KEY MANAGEMENT PERSONNEL COMPENSATION

	30 June 2024	30 June 2023
	\$	\$
Short-term employee benefits	2,080,544	1,779,256
Post-employment benefits	119,010	149,130
Long-term benefits	85,981	506,964
Share Based Payments	121,452	-
<b>Total</b>	<b>2,406,987</b>	<b>2,435,350</b>

Detailed remuneration disclosures are provided in the Remuneration Report contained in the Directors Report.

### H2 - SHARE BASED PAYMENTS

#### PERFORMANCE INCENTIVE PLAN

Alliance is committed to a reward framework that is focussed on creating shareholder value, which is supported by an equity ownership culture. The Group's Performance Incentive Plan (PIP) supports this goal by assisting with the attraction, motivation, and retention of employees (including Executive Directors).

The PIP consists of two key remuneration elements namely the payment of cash incentives and the granting of performance rights. Under the plan, participants are granted rights which only vest if certain performance standards are met. Participation in the plan is at the Board's discretion and no individual has a contractual right to participate in the plan or to receive any guaranteed benefits.

The number of performance rights granted is calculated by dividing the dollar value of the participant's long-term incentive by the ASX volume weighted average price of the shares in the period prior to the date of offer of the performance rights. Unless otherwise determined by the Board in its discretion, performance rights are issued for nil consideration.

The amount of performance rights that will vest depends upon the achievement of certain performance standards being met over the course of the performance period (the financial year). These performance metrics include achieving financial, operational and safety targets. Once the rights have become performance qualified, the only remaining vesting condition that must be met is one of continuous employment.

In the event of cessation of employment unvested rights are forfeited unless otherwise determined by the Board, in which case any service condition will be deemed to have been fulfilled as at the testing date and subject to performance testing along with other participants. It is noted that the Board has discretion to allow "Good Leavers" to retain their participation in the PIP plan beyond the date of cessation of employment when deemed appropriate to the circumstances.

Performance rights will automatically vest on a day nominated by the Board after they determine the vesting conditions have all been satisfied (Vesting Determination Date).

The performance rights will automatically exercise on the Vesting Determination Date unless that date occurs outside a trading window permitted under the Company's Policy for dealing in Securities, in which case the performance rights will exercise upon the first day of the next trading window. Upon exercise of the performance rights, the Company must issue or procure the transfer of one share for each performance right, or alternatively may in its discretion elect to pay the cash equivalent value to the participant.

Rights are granted under the plan for no consideration and carry no dividend or voting rights. When exercised, each right is converted into one ordinary share.

Performance rights will lapse on the first to occur of:

- the expiry dates.
- the vesting conditions not being satisfied by the Vesting Determination Date.
- unless the Board otherwise determines, by the cessation of the employment of the employee to whom the offer of performance rights was made. The Board determination will depend upon the reason for employment ceasing (resignation, dismissal for cause, death, or illness).

## H. KEY MANAGEMENT PERSONNEL (CONTINUED)

### H2 - SHARE BASED PAYMENTS (CONTINUED)

#### PERFORMANCE INCENTIVE PLAN (CONTINUED)

The details of the Performance Rights granted are shown below:

Performance Rights Granted	30 June 2024	30 June 2023
Executive Directors	46,047	41,920
Other Key Management Personnel	80,179	44,847
Senior Management	212,503	210,161
<b>Total</b>	<b>338,729</b>	<b>296,928</b>

^ The grant of the maximum amount of performance rights available to the Managing Director and Executive Director were approved by the shareholders at the Annual General Meeting held on 28 November 2023.

The movements of performance rights issued during the year are as follows:

Movement in rights	30 June 2024	30 June 2023
<b>Rights at start of period</b>	-	-
Granted during the year	339	297
Vested and exercised	-	-
Forfeited / Cancelled	(39)	(297)
<b>Rights at end of period</b>	<b>300</b>	<b>-</b>

The performance rights granted as the equity portion of the employee incentive plan are assessed against a scorecard of key performance indicators set by the Board Nomination and Remuneration committee. This assessment occurs once the financial statements for the performance period (FY2024) have been audited and signed off by the Board.

As at the date of signing this report, 299,631 performance rights will become performance qualified as all three Key Performance Indicators upon which the targets are assessed were met for FY2024.

Total expenses arising from share-based payment transactions recognised during the period as part of employee benefit expense were as follows:

Expenses arising from Share based payment transactions	30 June 2024	30 June 2023
	\$	\$
Performance Rights - LTI Incentive	329,069	-
<b>Rights at end of period</b>	<b>329,069</b>	<b>-</b>

#### ACCOUNTING POLICY

Share based compensation benefits may be provided to employees via the Alliance Aviation Services Limited Performance Incentive Plan (PIP).

The fair value of rights granted under the PIP are recognised as an employee benefits expense with a corresponding increase in equity. The total amount to be expensed is determined by reference to the fair value of the rights granted, which includes any market performance conditions and the impact of any non-vesting conditions but excludes the impact of any service and non-market performance vesting conditions.

The total expense is recognised over the vesting period, which is the period over which all of the specified vesting conditions are to be satisfied. At the end of each period, the entity revises its estimates of the number of options that are expected to vest based on the non-market vesting and service conditions. It recognises the impact of the revision to original estimates, if any, in profit or loss, with a corresponding adjustment to equity.

## I. RELATED PARTY TRANSACTIONS

### I1 - PARENT ENTITIES

The parent entity within the Group is Alliance Aviation Services Limited.

### I2 - KEY MANAGEMENT PERSONNEL

Disclosures relating to the compensation of KMP are included in Note H and in the Remuneration Report included in the Directors' Report.

### I3 - SUBSIDIARIES

The ownership interests in subsidiaries are set out in note J7. Transactions between entities within the Group during the reporting period consisted of loans advanced and repaid, operating expenses paid, inventory items purchased and sold and maintenance labour costs.

### I4 - TRANSACTIONS WITH RELATED PARTIES

Where transactions are entered into with KMP, these are approved by the Board. Board members who have an interest in the matter either directly or via a related party do not participate in the Board approval process. No new arrangements have been entered into during FY2024.

A Director, Mr Steve Padgett, is a Director and Shareholder of Flight Options (Australia) Pty Ltd. The Group has a contract for the lease of office space in Sydney with Flight Options (Australia) Pty Ltd. This lease is based on normal commercial terms and conditions.

During the period, the Group provided storage maintenance, aircraft parking and other engineering maintenance services to VIF Aircraft Pty Ltd, of which Chairman, Mr Steve Padgett and the Managing Director, Mr Scott McMillan, are shareholders. These services were provided on an arm's length basis under normal commercial terms for the type of services provided.

The following transactions occurred with related parties:

	30 June 2024 \$'000	30 June 2023 \$'000
Lease of Sydney Office	(47)	(47)
Sponsorship of aviation function	-	(17)
Fuel for VH-CCJ Citation Bravo flight-hangar opening MCY to ROK 01/11/23	(2)	-
Training and associated expenses	-	(8)
VH-KBX operating charges	635	-
Engineering & maintenance services - VH-VIF	130	143
<b>Total Cash inflows / (outflows)</b>	<b>716</b>	<b>71</b>

The following balances are recognised in the financial statements as outstanding balances arising from sales/purchases of goods and services to related parties.

	30 June 2024 \$'000	30 June 2023 \$'000
<b>Trade Receivables</b>		
VIF Aircraft Pty Ltd	-	143
<b>Total key management personnel trade receivables</b>	<b>-</b>	<b>143</b>
<b>Trade Payables</b>		
Flight Options (Australia) Pty Ltd	-	(4)
<b>Total key management personnel trade payables</b>	<b>-</b>	<b>(4)</b>
<b>Net balances owed from /(owed to) key management personnel</b>	<b>-</b>	<b>139</b>



## J. OTHER ITEMS

### J1 – TRADE AND OTHER RECEIVABLES

Carrying Contractual Maturities of Financial Assets	30 June 2024						Total Contractual Cash Flows \$'000	Carrying Amount (Assets) /Liabilities \$'000
	Less than 6 months	6-12 months	Between 1 & 2 years	Between 2 & 5 years	Over 5 Years			
	\$'000	\$'000	\$'000	\$'000	\$'000	\$'000		
Trade receivables	74,101	21	-	-	-	74,122	74,122	
<b>Total</b>	<b>74,101</b>	<b>21</b>	<b>-</b>	<b>-</b>	<b>-</b>	<b>74,122</b>	<b>74,122</b>	

Carrying Contractual Maturities of Financial Assets	30 June 2023						Total Contractual Cash Flows \$'000	Carrying Amount (Assets) /Liabilities \$'000
	Less than 6 months	6-12 months	Between 1 & 2 years	Between 2 & 5 years	Over 5 Years			
	\$'000	\$'000	\$'000	\$'000	\$'000	\$'000		
Trade receivables	71,276	394	1	-	-	71,671	71,671	
<b>Total</b>	<b>71,276</b>	<b>394</b>	<b>1</b>	<b>-</b>	<b>-</b>	<b>71,671</b>	<b>71,671</b>	

#### PAST DUE BUT NOT IMPAIRED

As at 30 June 2024, trade receivables of 17,545k (2023: \$10,815k) were past due but not impaired. These relate to a number of independent customers for whom there is no recent history of default and as a result no adjustment has been made relating to AASB9.

#### PAST DUE AND IMPAIRED

As at 30 June 2024, trade receivables of \$513k (2023: nil) were past due and impaired. An adjustment has been made relating to AASB9.

In addition, an adjustment of \$351k of current but impaired items has been recorded. Refer to Note F1 for further details.

#### OTHER RECEIVABLES

These are generally sundry debtors, deposits and accrued revenue held which arise during the normal course of business.

#### ACCOUNTING POLICY

Trade receivables are amounts due from customers for goods sold or services performed in the ordinary course of business. They are generally due for settlement within 30-45 days and therefore are all classified as current.

Trade receivables are recognised initially at fair value and subsequently measured at amortised cost using the effective interest method, less loss allowance.

The Group applies the AASB 9 simplified approach to measuring expected credit losses which uses a lifetime expected loss allowance for all trade receivables.

To measure the expected credit losses, trade receivables have been grouped based on shared credit risk characteristics and the days past due.

The expected loss rates are based on the payment profiles of sales over a period of 36 months before 30 June 2024 and the corresponding historical credit losses experienced within this period. The historical loss rates are adjusted to reflect current and forward-looking information on macroeconomic factors affecting the ability of the customers to settle the receivables.

The other classes within trade and other receivables do not contain impaired assets and are not past due. Based on the credit history of these other classes, it is expected that these amounts will be received when due. The Group does not hold any collateral in relation to these receivables.

On that basis, the Group has concluded that no loss allowance needs to be recognised for the year ended 30 June 2024.

## J. OTHER ITEMS (CONTINUED)

### J2 - TRADE AND OTHER PAYABLES

	30 June 2024 \$'000	30 June 2023 \$'000
<b>Trade and Other payables</b>		
Trade Payables	59,690	56,595
Other Payables	51,048	29,083
<b>Total Trade and Other Payables</b>	<b>110,738</b>	<b>85,678</b>

### ACCOUNTING POLICY

Trade and other payables represent liabilities for goods and services provided to the Group prior to the end of financial year which are unpaid. The amounts are unsecured and are usually paid within 30 days of recognition. Trade and other payables are presented as current liabilities unless payment is not due within 12 months from the reporting date. They are initially recognised at their fair value, and subsequently measured at amortised cost using the effective interest method.

In accordance with AASB 15 Revenue from Contracts with Customers the Group records a contract liability for funds received from clients in advance of their travel date. The contract liability is valued based on the relevant contract or ticket terms. A review has confirmed that at balance date it is probable that all amounts held will be collected in FY2025 and therefore no adjustment has been made for the time value of money.

Revenue is released from the contract liability account to the Consolidated Statement of Profit or Loss and Other Comprehensive Income in the month in which the travel takes place. The Contract Liability was \$1.9 million in FY2024 (2023: \$1.1 million).

### J3 - PROVISIONS

	30 June 2024 \$'000	30 June 2023 \$'000
<b>Employee Provisions</b>		
Employee benefits - Annual leave	17,162	14,018
Employee benefits - Long service leave	5,607	5,475
<b>Total Current Provisions</b>	<b>22,769</b>	19,493
Employee benefits - Long service leave	2,047	1,663
<b>Total Non-current provisions</b>	<b>2,047</b>	1,663
<b>Total Provisions</b>	<b>24,816</b>	21,156

## J. OTHER ITEMS (CONTINUED)

### J3 – PROVISIONS (CONTINUED)

#### AMOUNTS NOT EXPECTED TO BE SETTLED WITHIN THE NEXT 12 MONTHS

The leave obligations cover the Group's liabilities for long service leave and annual leave which are classified as either short-term or long-term benefits.

The current provision for employee benefits includes accrued annual leave and long service leave. For long service leave it covers all unconditional entitlements where employees have completed the required period of service and also those where employees are entitled to pro-rata payments in certain circumstances.

Long service leave that is not expected to be settled wholly within 12 months after the end of the period, is measured at the present value of expected future payments to be made. Consideration is given to expected future wage and salary levels, experience of employee departures and periods of service. Expected future payments are discounted using market yields at the end of the reporting period with terms and currencies that match, as closely as possible, the estimated future cash outflows. Remeasurements as a result of experience adjustments and changes in actuarial assumptions are recognised in profit or loss.

The entire amount of the annual leave provision is presented as current, since the Group does not have an unconditional right to defer settlement for any of these obligations. However, based on past experience, the Group does not expect all employees to take the full amount of accrued leave or require payment within the next 12 months.

#### ACCOUNTING POLICY

Provisions are recognised when:

- the Group has a present legal or constructive obligation as a result of past events.
- it is probable that an outflow of resources embodying economic benefit will be required to settle the obligation; and
- a reliable estimate can be made of the amount of the obligation.

Provisions are not recognised for future operating losses.

Where there are a number of similar obligations, the likelihood that an outflow will be required in settlement is determined by considering the class of obligations as a whole. A provision is recognised even if the likelihood of an outflow with respect to any one item included in the same class of obligations may be small.

Provisions are measured at the present value of the Directors' best estimate of the expenditure required to settle the present obligation at the reporting date. The discount rate used to determine the present value reflects current market assessments of the time value of money and the risks specific to the liability. The increase in the provision due to the passage of time is recognised as interest expense.

### J4 - CONTINGENCIES AND COMMITMENTS

#### CONTINGENT LIABILITIES

The Group has on issue six bank guarantees relating to existing leases totalling \$0.62 million (2023: \$0.62 million).

#### CAPITAL COMMITMENTS

The Group is party to a Total Care Services Agreement with Rolls-Royce for the maintenance of Fokker 100 aircraft engines. The agreement is based on engine operating hours for 44 Tay 650-15 engines and is payable monthly in arrears.

The agreement expires in December 2024. An amount of \$5.1 million is recorded against Trade & Other Payables on the Consolidated Balance Sheet as at 30 June 2024 (2023: \$5.9 million).

The Group has entered into a conditional purchase agreement to acquire their Hangar and facilities at Brisbane Airport. These hangars are conveniently located next door to the Group's current Hangar 2 facility at Brisbane Airport. This is a next step in the growth strategy of the Group and will be a significant long-term investment which will provide the Group with increased hangar and stores facilities, office space, training rooms and car parks. A deposit of \$1.4m was paid in FY2024 with settlement of this purchase expected in September 2024 (\$19.5 million). Refer to Note J8.

The Group entered into a sale and purchase agreement for an additional 30 Embraer E190 jet aircraft from AerCap Ireland Limited in February 2023.

The final purchase price for each aircraft will be adjusted for the maintenance status of the airframe and the two fitted engines in the week preceding each delivery. Accordingly, there is a significant degree of variation in the unit cost and a firm fleet price is unable to be given at this time however, the final purchase price is estimated to be approximately \$230 million based off the current average of

## J. OTHER ITEMS (CONTINUED)

### J4 – CONTINGENCIES AND COMMITMENTS (CONTINUED)

acquired aircraft. A total of 10 aircraft have been settled in FY2024 with an additional 20 aircraft to be purchased one at a time over a one-and-a-half-year period.

### J5 - REMUNERATION OF AUDITORS

During the year, the following fees were paid or payable for services provided by PricewaterhouseCoopers (PwC) as the auditor of the parent entity, Alliance Aviation Services Limited, by PwC's related network firms and by non-related audit firms:

	30 June 2024	30 June 2023
	\$	\$
<b>PricewaterhouseCoopers</b>		
<b>Audit and other Assurance Services</b>		
Audit and review of financial statements	387,179	328,742
<b>Total remuneration for Audit and Other Assurance Services</b>	<b>387,179</b>	328,742
<b>Taxation and Non-Assurances Services</b>		
Taxation Services	96,594	44,500
Other Non-Assurance services	40,134	41,638
<b>Total Remuneration for Taxation and Non-Assurance Services</b>	<b>136,728</b>	86,138
<b>Total Auditor's Remuneration</b>	<b>523,907</b>	414,880

From 1 July 2023 the Board implemented a policy "non-audit services provided by the independent external auditor". This policy implements further process and control relating to the engagement the external auditor for non-audit services and delegates appropriate levels of authority to the Chief Executive Officer and other Management. The Group employs PwC on assignments additional to their statutory audit duties where PwC's expertise and experience with the Group are important. PwC will not be used where it could affect their independence.

### J6 - PARENT ENTITY FINANCIAL INFORMATION

The individual financial statements for the parent entity, Alliance Aviation Services Limited, show the following aggregate amounts for the reporting period ended 30 June 2024

	30 June 2024	30 June 2023
	\$'000	\$'000
<b>Balance Sheet</b>		
Current Assets	9	16
Non-Current Assets	476,448	333,818
<b>Total Assets</b>	<b>476,457</b>	333,834
Current Liabilities	34	218
Non-Current Liabilities	365,881	222,888
<b>Total Liabilities</b>	<b>365,915</b>	223,106
<b>Net Assets</b>	<b>110,542</b>	110,728
<b>Equity</b>		
Issued Capital	287,024	287,024
Reserves	(111,256)	(111,256)
Share based payments	332	332
Retained Earnings	(65,187)	(65,372)
<b>Total Equity</b>	<b>110,542</b>	110,728
<b>Profit/(Loss) for the Year</b>	<b>185</b>	(15,956)

## J. OTHER ITEMS (CONTINUED)

### J6 - PARENT ENTITY FINANCIAL INFORMATION (CONTINUED)

#### INVESTMENTS IN SUBSIDIARIES, ASSOCIATES AND JOINT VENTURE ENTITIES

Investments in subsidiaries are accounted for at cost in the financial statements of Alliance Aviation Services Limited.

#### TAX CONSOLIDATION LEGISLATION

Alliance Aviation Services Limited and its wholly owned Australian controlled entities have implemented the tax consolidation legislation.

The head entity, Alliance Aviation Services Limited, and the controlled entities in the tax consolidated Group account for their own current and deferred tax amounts. These tax amounts are measured as if each entity in the tax consolidated Group continues to be a stand-alone taxpayer in its own right.

In addition to its own current and deferred tax amounts, Alliance Aviation Services Limited also recognises the current tax liabilities (or assets) and the deferred tax assets arising from unused tax losses and unused tax credits assumed from controlled entities in the tax consolidated Group.

The entities have also entered into a tax funding agreement under which the wholly owned entities fully compensate Alliance Aviation Services Limited for any current tax payable assumed and are compensated by Alliance Aviation Services Limited for any current tax receivable and deferred tax assets relating to unused tax losses or unused tax credits that are transferred to Alliance Aviation Services Limited under the tax consolidation legislation. The funding amounts are determined by reference to the amounts recognised in the wholly owned entities' financial statements.

The amounts receivable/payable under the tax funding agreement is due upon receipt of the funding advice from the head entity, which is issued as soon as practicable after the end of each financial year. The head entity may also require payment of interim funding amounts to assist with its obligations to pay tax instalments.

Assets or liabilities arising under tax funding agreements with the tax consolidated entities are recognised as current amounts receivable from or payable to other entities in the Group.

Any difference between the amounts assumed and amounts receivable or payable under the tax funding agreement are recognised as a contribution to (or distribution from) wholly owned tax consolidated entities.

### J7 - SUBSIDIARIES

#### SIGNIFICANT INVESTMENTS IN SUBSIDIARIES

The consolidated financial statements incorporate the assets, liabilities, and results of the following principal subsidiaries in accordance with the accounting policy described in note K2. The proportion of ownership interest is equal to the proportion of voting power held.

Name of Entity	Country of Incorporation	Class of Shares	30 June 2024	30 June 2023
Alliance Airlines Pty Limited*	Australia	Ordinary	100%	100%
Aircraft Leasing No.1 Pty Limited*	Australia	Ordinary	100%	100%
Aircraft Leasing No.2 Pty Limited*	Australia	Ordinary	100%	100%
Aircraft Leasing No.3 Pty Limited*	Australia	Ordinary	100%	100%
Jet Engine Leasing Pty Limited*	Australia	Ordinary	100%	100%
Bravo Airlines Pty Limited*	Australia	Ordinary	100%	100%
Unity Aviation Maintenance Pty Ltd*	Australia	Ordinary	100%	100%
Alliance Aviation Slovakia s.r.o.	Slovakia	Ordinary	100%	100%
QQAS Pty Ltd	Australia	Ordinary	100%	100%
Rockhampton Aviation Maintenance Pty Limited*	Australia	Ordinary	100%	100%

*\*Parties to a Deed of Cross Guarantee (Amended and Restated), dated 2 June 2023 with Alliance Aviation Services Limited which provides that all parties to the deed will guarantee to each creditor payment in full of any debt of each company participating in the deed on winding up of that company. These companies are relieved from the requirement to prepare financial statements. There are no material differences between the closed group and the consolidated group which includes Alliance Aviation Slovakia s.r.o. as this entity is not part of the Deed of Cross Guarantee.*

## J. OTHER ITEMS (CONTINUED)

### J8 - EVENTS OCCURRING AFTER THE REPORTING PERIOD

Note J4 refers to a commitment to acquire two hangars at Brisbane Airport. A deposit of \$1.4 million has been paid in FY2024 and is recorded against Property, Plant and Equipment on the Consolidated Balance Sheet. Settlement of these hangars is expected to occur in September 2024.

In August 2024, the Group completed both a refinancing of its existing debt facilities of \$64.8 million and increased debt facilities by \$100 million with Australia and New Zealand Banking Group Limited. At the same time, the Group increased its debt facilities with Pricoa Private Capital in an amount of \$50 million. The increased and renewed debt facilities will provide the funding required for the Group to settle its aircraft acquisition commitments as outlined in Note B2 and J4.

## K. BASIS OF PREPARATION

### K1 - COMPLIANCE

These general-purpose financial statements have been prepared in accordance with Australian Accounting Standards and interpretations issued by the Australian Accounting Standards Board and the *Corporations Act 2001*. Alliance Aviation Services Limited is a for-profit entity for the purpose of preparing the financial statements.

#### COMPLIANCE WITH IFRS

The consolidated financial statements of the Group also comply with International Financial Reporting Standards (IFRS) as issued by the International Accounting Standards Board (IASB).

#### HISTORICAL COST CONVENTION

These financial statements have been prepared under the historical cost convention.

#### GOING CONCERN

The Financial Report has been prepared on a going concern basis, which assumes that the Group will be able to discharge their liabilities, as and when they fall due in the ordinary course of business.

The Group continues to record improved financial performance with significantly increased revenue, profit and cashflow in the year. The Group's financial forecast show continued growth across all revenue categories, in particular the wet lease arrangements. In addition, as noted in Note B2, the Group has secured additional funding from its financiers after the year end.

The Directors have reviewed the ability of the Group to continue as a going concern and, based on its cash flow and the covenant compliance forecasts for a period of 12 months from the date of signing of the financial statements and current access to funding, concluded there are reasonable grounds to believe the consolidated entity will continue as a going concern.

### K2 - PRINCIPLES OF CONSOLIDATION

#### SUBSIDIARIES

The Consolidated Financial Statements include the financial statements of the parent entity, Alliance Aviation Services Limited ("Company" or "Alliance") and its subsidiaries (together referred to as the "Group"). Subsidiaries are all entities (including structured entities) over which the Group has control. The Group controls an entity when the Group is exposed to, or has rights to, variable returns from its involvement with the entity and has the ability to affect those returns through its power to direct the activities of the entity. Subsidiaries are fully consolidated from the date on which control is transferred to the Group.

Intercompany transactions, balances, and unrealised gains on transactions between Group companies are eliminated. Unrealised losses are also eliminated unless the transaction provides evidence of an impairment of the transferred asset. Accounting policies of subsidiaries have been changed where necessary to ensure consistency with the policies adopted by the Group.

### K3 - SEGMENT REPORTING

The operating segment is reported in a manner consistent with the internal reporting provided to the chief operating decision maker. The chief operating decision maker, who is responsible for allocating resources and assessing performance of the operating segments, has been identified as the Alliance Aviation Services Limited Board of Directors.

## K. BASIS OF PREPARATION (CONTINUED)

### K3 – SEGMENT REPORTING (CONTINUED)

The Board of Directors have determined the operating segment based on the reports reviewed and considers the business has one segment, being the provision of aircraft charter services and aviation services Cash-Generating Unit (CGU) for the reporting period ended 30 June 2024.

All operations are integral to and blended with each other and the Directors do not assess the financial performance of any one part of the business but rather individual projects that the broader business undertakes.

The revenue from external parties reported to the Board of Directors is measured in a manner consistent with that in the Consolidated Statement of Profit or Loss and Other Comprehensive Income. The amounts provided to the Board of Directors with respect to total assets are measured in a manner consistent with that of the financial statements. These assets are allocated based on the operations of the segment and the physical location of the asset.

## K. BASIS OF PREPARATION (CONTINUED)

### K4 - FOREIGN CURRENCY TRANSLATION

#### FUNCTIONAL AND PRESENTATION CURRENCY

Items included in the financial statements of each of the Group's entities are measured using the currency of the primary economic environment in which it operates ('the functional currency'). The consolidated financial statements are presented in Australian dollars, which is Alliance Aviation Services Limited's functional and presentation currency.

#### TRANSACTIONS AND BALANCES

Foreign currency transactions are translated into the functional currency using the exchange rates prevailing at the dates of the transactions. Foreign exchange gains and losses resulting from the settlement of such transactions and from the translation of monetary assets and liabilities denominated in foreign currencies at year end exchange rates are generally recognised in profit or loss.

All other foreign exchange gains and losses are presented in the Consolidated Statement of Profit or Loss and Other Comprehensive Income on a net basis within other income or other expenses.

### K5 - CRITICAL ESTIMATES, JUDGEMENTS AND ERRORS

The preparation of financial statements requires the use of accounting estimates which, by definition will seldom equal the actual results. The Directors also need to exercise judgement in applying the Group's accounting policies.

This note provides an overview of the areas that involve a higher degree of judgement or complexity, and of items which are more likely to be materially adjusted due to estimates and assumptions turning out to be wrong. Detailed information about each of these estimates and judgements is included in other notes together with information about the basis of calculation for each affected line item in the financial statements. In addition, this note also explains where there have been actual adjustments this year as a result of any changes to policy and changes to previous estimates.

Estimates and judgements are continually evaluated and are based on historical experience and other factors, including expectations of future events that may have a financial impact on the entity and that are believed to be reasonable under the circumstances.

#### CARRYING VALUE OF AIRCRAFT

##### AIRCRAFT USEFUL LIFE AND DEPRECIATION

The aircraft useful life is based on estimates and assumptions which are derived from a combination of manufacturer guidelines, aircraft remaining cycles and future maintenance requirements.

There are four principal groups of components of each aircraft which assist with the determination of the useful lives and depreciation rates:

- (i) The airframe.
- (ii) Major components including the engines, landing gears and other significant value items which by their nature also have a maintenance constraint which affects the useful life.
- (iii) Other significant components are also tracked individually which may also have a maintenance constraint; and
- (iv) Other assets of each aircraft which are normally 'pooled' for which an effective life of five years is generally applied.

## K. BASIS OF PREPARATION (CONTINUED)

### K5 - CRITICAL ESTIMATES, JUDGEMENTS AND ERRORS (CONTINUED)

As aircraft represent a significant portion of the assets of the Group, their useful life assumptions and estimates will impact the depreciation expense and the written down value of the aircrafts.

The useful life assumptions are reviewed on an annual basis, given consideration to variables, including historical and forecast usage rates, technological advancements, and changes in legal and economic conditions.

The Group performs heavy maintenance checks on a number of existing fleet units each financial year. These checks result in an increase in the useful life of the asset.

The Directors assess the most appropriate depreciation method for each of the individual assets identified in component groups (i), (ii) and (iii). The balance of other assets in components group (iv) has been pooled. Refer to note D2 for details of current depreciation method and rates used. Refer to K6 for Impairment of assets.

#### CAPITALISATION OF OVERHEAD RELATING TO HEAVY MAINTENANCE

The Group performs heavy maintenance checks on a number of existing fleet units each financial year.

The Group capitalises labour and part costs for these checks to the aircraft asset. This capitalisation is based on invoices and other information received from external suppliers and timesheets completed by the engineering staff.

In addition to the parts and labour costs incurred, the Group capitalises an amount of overhead (overhead burden) to the aircraft asset. The overhead burden rate per labour hour is calculated at the start of each financial year by reviewing the pool of overhead costs that can be directly attributed to maintenance checks. This pool of costs includes maintenance planners, technical records staff, freight costs and procurement time amongst others. Once this pool of costs has been calculated, it is then spread out over the number of labour hours incurred in that financial year. This calculated rate is then capitalised at the finalisation of the maintenance check to the aircraft asset.

#### TRANSFERS OF PROPERTY, PLANT AND EQUIPMENT TO/FROM INVENTORY

There are a number of parts that are removed from an aircraft which can be re-used either in their removed condition or re-used post repair or refurbishment. These parts are typically referred to as rotables. In some cases, parts are removed in a serviceable condition for inspection only.

The rotables removed as unserviceable are transferred from property, plant, and equipment into inventory at the lower of cost or net realisable value (core value). Core value is a pre-determined benchmark that is representative of a marketable value of the part in its unserviceable condition. The benchmark values have been set historically and are adjusted as and when market conditions dictate.

Management assessment of these market conditions includes:

- Manufacturers service bulletins.
- Remaining useful life / cycles.
- Estimated repair and replacement costs.
- Availability of similar rotables in stock; and
- Availability of similar rotables on the open market.

Rotables that are removed for inspection purpose only are transferred at its carrying value until such time as the inspection is completed when any adjustments (if required) are made to the carrying value.

Note D1 discloses the accounting policy in relation to the Group's accounting treatment of Inventory.

### K6 - IMPAIRMENT OF ASSETS

Assets are tested for impairment whenever events or changes in circumstances indicate that the carrying amount may not be recoverable. An impairment loss is recognised for the amount by which the asset's carrying amount exceeds its recoverable amount.

The recoverable amount is the higher of an asset's fair value less costs to sell and value in use.

For the purposes of assessing impairment, assets are grouped at the lowest levels for which there are separately identifiable cash inflows which are largely independent of the cash inflows from other assets or groups of assets (cash-generating units). The Directors have determined that the group has one CGU, being the aircraft charter & aviation services CGU.

Non-financial assets that incurred impairment in the past are reviewed for possible reversal of the impairment at the end of each reporting period.

The Directors have reviewed and assessed whether any impairment indicators are present at the reporting date and based on the analysis undertaken concluded that there are no indicators present.



## K. BASIS OF PREPARATION (CONTINUED)

### K7 - GOODS AND SERVICES TAX (GST)

Revenues, expenses, and assets are recognised net of the amount of associated GST, unless the GST incurred is not recoverable from the taxation authority. In this case it is recognised as part of the cost of acquisition of the asset or as part of the expense.

Receivables and payables are stated inclusive of the amount of GST receivable or payable. The net amount of GST recoverable from, or payable to, the taxation authority is included with other receivables or payables in the Consolidated balance sheet.

Cash flows are presented on a gross basis. The GST components of cash flows arising from investing or financing activities which are recoverable from, or payable to the taxation authority, are presented as operating cash flows.

### K8 - ROUNDING OF AMOUNTS

The Company is of a kind referred to in ASIC Legislative Instrument 2016/191, relating to the 'rounding off' of amounts in the financial statements. Amounts in the financial statements have been rounded off in accordance with the instrument to the nearest thousand dollars, or in certain cases, the nearest dollar.

## L. CHANGES IN ACCOUNTING POLICIES

### L1 - NEW ACCOUNTING STANDARDS AND INTERPRETATIONS ADOPTED BY THE GROUP

Certain new accounting standards and interpretations have been published that are not mandatory for 30 June 2024 reporting periods and have not been early adopted by the Group. The Group's assessment of the impact of these new accounting standards and interpretations is that they are likely to be immaterial to the group in future reporting periods and on near future transactions.

Certain new accounting standards and interpretations have become mandatory for 30 June 2024 reporting period. The Group's assessment of these accounting standards and interpretations is that they have an immaterial impact on the group.

## CONSOLIDATED ENTITY DISCLOSURE STATEMENT

Name of Entity	Type of Entity	Trustee, Partner, participant in JV	% Share Capital	Country of Incorporation	Class of Shares	Australian Resident or foreign resident	Countries of residence for tax purposes
Alliance Aviation Services Limited	Body Corp	-	100%	Australia	Ordinary	Australia	Australia
Alliance Airlines Pty Limited	Body Corp	-	100%	Australia	Ordinary	Australia	Australia
Aircraft Leasing No.1 Pty Limited	Body Corp	-	100%	Australia	Ordinary	Australia	Australia
Aircraft Leasing No.2 Pty Limited	Body Corp	-	100%	Australia	Ordinary	Australia	Australia
Aircraft Leasing No.3 Pty Limited	Body Corp	-	100%	Australia	Ordinary	Australia	Australia
Jet Engine Leasing Pty Limited	Body Corp	-	100%	Australia	Ordinary	Australia	Australia
Bravo Airlines Pty Limited	Body Corp	-	100%	Australia	Ordinary	Australia	Australia
Unity Aviation Maintenance Pty Ltd	Body Corp	-	100%	Australia	Ordinary	Australia	Australia
Alliance Aviation Slovakia s.r.o.	Body Corp	-	100%	Slovakia	Ordinary	Slovakia	Slovakia
QQAS Pty Ltd	Body Corp	-	100%	Australia	Ordinary	Australia	Australia
Rockhampton Aviation Maintenance Pty	Body Corp	-	100%	Australia	Ordinary	Australia	Australia

### BASIS OF PREPARATION

This consolidated entity disclosure statement (CEDs) has been prepared in accordance with the Corporations Act 2001 and includes information for each entity that was part of the consolidated entity as at the end of the financial year in accordance with AASB 10 Consolidated Financial Statements.

## DIRECTORS DECLARATION

### In the Directors' opinion:

- (a) The financial statements and notes set out on pages 25 to 62 are in accordance with the *Corporations Act 2001*, including:
  - i complying with Accounting Standards, the *Corporations Regulations 2001* and other mandatory professional reporting requirements, and
  - ii giving a true and fair view of the consolidated entity's financial position as at 30 June 2024 and of its performance for the financial year ended on that date, and
- (b) there are reasonable grounds to believe that the Company will be able to pay its debts as and when they become due and payable,
- (c) that the consolidated entity disclosure statement on page 63 is true and correct, and
- (d) at the date of this declaration, there are reasonable grounds to believe that the members of the extended closed group identified in note J7 will be able to meet any obligations or liabilities to which they are, or may become, subject by virtue of the deed of cross guarantee described in note J7.

Note K1 confirms that the financial statements also comply with International Financial Reporting Standards as issued by the International Accounting Standards Board.

The Directors have been given the declarations by the Chief Executive Officer and Chief Financial Officer required by section 295A of the *Corporations Act 2001*.

This declaration is made in accordance with a resolution of the Directors.



**S Padgett, OAM**

**Chairman**

**Date:** 28 August 2024

**Brisbane**



## Independent auditor's report

To the members of Alliance Aviation Services Limited

Report on the audit of the financial report

---

### Our opinion

In our opinion:

The accompanying financial report of Alliance Aviation Services Limited (the Company) and its controlled entities (together the Group) is in accordance with the *Corporations Act 2001*, including:

- (a) giving a true and fair view of the Group's financial position as at 30 June 2024 and of its financial performance for the year then ended
- (b) complying with Australian Accounting Standards and the *Corporations Regulations 2001*.

### *What we have audited*

The financial report comprises:

- the consolidated balance sheet as at 30 June 2024
  - the consolidated statement of changes in equity for the year then ended
  - the consolidated statement of cash flows for the year then ended
  - the consolidated statement of profit or loss and other comprehensive income for the year then ended
  - the notes to the consolidated financial statements, including material accounting policy information and other explanatory information
  - the consolidated entity disclosure statement as at 30 June 2024
  - the directors' declaration.
- 

### Basis for opinion

We conducted our audit in accordance with Australian Auditing Standards. Our responsibilities under those standards are further described in the *Auditor's responsibilities for the audit of the financial report* section of our report.

We believe that the audit evidence we have obtained is sufficient and appropriate to provide a basis for our opinion.

PricewaterhouseCoopers, ABN 52 780 433 757  
480 Queen Street, BRISBANE QLD 4000, GPO Box 150, BRISBANE QLD 4001  
T: +61 7 3257 5000, F: +61 7 3257 5999, www.pwc.com.au

Liability limited by a scheme approved under Professional Standards Legislation.



### Independence

We are independent of the Group in accordance with the auditor independence requirements of the *Corporations Act 2001* and the ethical requirements of the *Accounting Professional & Ethical Standards Board's APES 110 Code of Ethics for Professional Accountants (including Independence Standards)* (the Code) that are relevant to our audit of the financial report in Australia. We have also fulfilled our other ethical responsibilities in accordance with the Code.

---

## Our audit approach

An audit is designed to provide reasonable assurance about whether the financial report is free from material misstatement. Misstatements may arise due to fraud or error. They are considered material if individually or in aggregate, they could reasonably be expected to influence the economic decisions of users taken on the basis of the financial report.

We tailored the scope of our audit to ensure that we performed enough work to be able to give an opinion on the financial report as a whole, taking into account the geographic and management structure of the Group, its accounting processes and controls and the industry in which it operates.

Audit scope	Key audit matters
<ul style="list-style-type: none"><li>Our audit focused on where the Group made subjective judgements; for example, significant accounting estimates involving assumptions and inherently uncertain future events.</li></ul>	<ul style="list-style-type: none"><li>Amongst other relevant topics, we communicated the following key audit matters to the Audit and Risk Committee:<ul style="list-style-type: none"><li>Carrying value of Inventory</li><li>Carrying value of Property, Plant and Equipment</li><li>Basis of preparation of financial report</li></ul></li><li>These are further described in the Key audit matters section of our report.</li></ul>

---

## Key audit matters

Key audit matters are those matters that, in our professional judgement, were of most significance in our audit of the financial report for the current period. The key audit matters were addressed in the context of our audit of the financial report as a whole, and in forming our opinion thereon, and we do not provide a separate opinion on these matters. Further, any commentary on the outcomes of a particular audit procedure is made in that context.



Key audit matter

How our audit addressed the key audit matter

### Carrying value of Inventory

*(Refer to note D1 and K5)*

Inventory of \$143.6 million consists of spare aircraft and engine parts (rotable parts), spare engines, components, consumables and whole aircraft where the intent of acquisition was to hold as inventory for sale or breakdown for spare parts.

Throughout the year the Group makes judgements and estimates as to the carrying value allocated to rotatable parts which are transferred from property, plant and equipment (PPE) to inventory and measured at the lower of cost and net realisable value.

The carrying value of inventory was a key audit matter due to the financial significance of the inventory balance on the consolidated balance sheet and the judgements involved in determining the carrying value.

Our audit procedures included the following, amongst others;

- Attended a selection of stock counts and performed test counts for a sample of inventory items.
- Obtained third party confirmations to confirm the existence of inventory assets in the custody of the third parties.
- Agreed a sample of aircraft and engine asset additions to relevant third party invoices and contracts.
- For a sample of transfers of PPE to inventory, we compared the carrying amount of inventory at the time of transfer to the lower of cost or net realisable value.
- On a sample basis we tested the adequacy of data and assumptions used to determine the net realisable value (core value).
- Evaluated the reasonableness of the disclosures made in the financial report, in light of the requirements of the Australian Accounting Standards.



*Key audit matter*

*How our audit addressed the key audit matter*

**Carrying value of Property, Plant and Equipment**

*(Refer to note D3, K5 and K6)*

Aircraft assets of \$678.2 million represent a financially significant portion of property, plant and equipment as well as total assets of the Group.

Additions to plant and equipment for the year ended 30 June 2024 include aircraft and all aircraft heavy maintenance.

The Group performs heavy maintenance checks on a number of existing fleet units each financial year. The Group capitalises labour and part costs for these checks to the aircraft asset. In addition to the parts and labour costs incurred, the Group capitalises an amount of overhead (overhead burden) to the aircraft asset.

The useful life assumptions are reviewed by the Group on an annual basis, giving consideration to variables, including historical and forecast usage rates, technological advancements and changes in legal and economic conditions.

The Directors have reviewed and assessed whether any impairment indicators are present at the reporting date and based on the analysis undertaken concluded that there are no indicators present.

The carrying value of property, plant and equipment was a key audit matter due to the financial significance of the aircraft assets balance on the consolidated balance sheet.

Our audit procedures included the following, **amongst others**;

- Assessed the adequacy of total costs of internal labour and overhead applicable to heavy maintenance by considering the nature of the direct costs identified to consider their eligibility to be capitalised.
- Assessed the adequacy of the proportion of total labour hours allocated to direct heavy maintenance by agreeing a sample of labour hours and costs to approved timesheets, detailed pay run reports or third-party invoices.
- Tested a sample of aircraft asset additions to relevant third-party invoices and contracts.
- Tested, on a sample basis, whether the useful lives and depreciation methods applied to aircraft assets are appropriate and consistent with the Group's accounting policy.
- Recalculated, for a sample of assets, the depreciation charges by using the Group's depreciation method and assessment of useful lives.
- Evaluated the Group's assessment of impairment indicators, including consideration of external and internal sources of information.
- Evaluated the reasonableness of the disclosures made in the financial report, in light of the requirements of the Australian Accounting Standards.



### Key audit matter

### How our audit addressed the key audit matter

#### **Basis of preparation of financial report**

*(Refer to note K1)*

As described in Note K1 to the financial report, the financial statements have been prepared by the Group on a going concern basis, which contemplates that the Group will continue to meet its commitments, realise its assets and settle its liabilities in the normal course of business.

Assessing the appropriateness of the Group's basis of preparation for the financial report was a key audit matter due to its importance to the financial report as a whole and the level of judgement involved in assessing future funding, in particular with respect to the Group forecasting future cash flows for a period of at least 12 months from the audit report date.

In assessing the appropriateness of the Group's going concern basis of preparation for the financial report, we performed the following procedures, amongst others:

- Evaluated the appropriateness of the Group's assessment of their ability to continue as a going concern, including whether the level of analysis is appropriate given the nature of the Group, the period covered is at least 12 months from the date of our auditor's report and relevant information of which we are aware as a result of the audit has been included.
- enquired of management and the board of directors as to their knowledge of events or conditions that may cast significant doubt on the Group's ability to continue as a going concern.
- evaluated selected data and assumptions used in the Group's cash flow forecasts for at least 12 months from the date of signing the auditor's report
- reperformed management's debt covenant calculations as at 30 June 2024.
- read the terms associated with the existing and revised debt agreement and assessed the amount of the facility available for drawdown over the forecast period
- requested written representations from management and the board of directors regarding their plans for future action and their intent and ability to take actions necessary to continue as a going concern
- evaluated whether, in view of the requirements of Australian Accounting Standards, the financial report provides adequate disclosures about these events or conditions.





---

## Other information

The directors are responsible for the other information. The other information comprises the information included in the annual report for the year ended 30 June 2024, but does not include the financial report and our auditor's report thereon.

Our opinion on the financial report does not cover the other information and accordingly we do not express any form of assurance conclusion thereon through our opinion on the financial report. We have issued a separate opinion on the remuneration report.

In connection with our audit of the financial report, our responsibility is to read the other information and, in doing so, consider whether the other information is materially inconsistent with the financial report or our knowledge obtained in the audit, or otherwise appears to be materially misstated.

If, based on the work we have performed on the other information that we obtained prior to the date of this auditor's report, we conclude that there is a material misstatement of this other information, we are required to report that fact. We have nothing to report in this regard.

---

## Responsibilities of the directors for the financial report

The directors of the Company are responsible for the preparation of the financial report in accordance with Australian Accounting Standards and the Corporations Act 2001, including giving a true and fair view, and for such internal control as the directors determine is necessary to enable the preparation of the financial report that is free from material misstatement, whether due to fraud or error.

In preparing the financial report, the directors are responsible for assessing the ability of the Group to continue as a going concern, disclosing, as applicable, matters related to going concern and using the going concern basis of accounting unless the directors either intend to liquidate the Group or to cease operations, or have no realistic alternative but to do so.

---

## Auditor's responsibilities of the audit of the financial report

Our objectives are to obtain reasonable assurance about whether the financial report as a whole is free from material misstatement, whether due to fraud or error, and to issue an auditor's report that includes our opinion. Reasonable assurance is a high level of assurance, but is not a guarantee that an audit conducted in accordance with the Australian Auditing Standards will always detect a material misstatement when it exists. Misstatements can arise from fraud or error and are considered material if, individually or in the aggregate, they could reasonably be expected to influence the economic decisions of users taken on the basis of the financial report.

A further description of our responsibilities for the audit of the financial report is located at the Auditing and Assurance Standards Board website at: [https://www.auasb.gov.au/admin/file/content102/c3/ar1\\_2020.pdf](https://www.auasb.gov.au/admin/file/content102/c3/ar1_2020.pdf). This description forms part of our auditor's report.



Report on the remuneration report:

---

### Our opinion on the remuneration report

We have audited the remuneration report included in the directors' report for the year ended 30 June 2024.

In our opinion, the remuneration report of Alliance Aviation Services Limited for the year ended 30 June 2024 complies with section 300A of the *Corporations Act 2001*.

---

### Responsibilities

The directors of the Company are responsible for the preparation and presentation of the remuneration report in accordance with section 300A of the Corporations Act 2001. Our responsibility is to express an opinion on the remuneration report, based on our audit conducted in accordance with Australian Auditing Standards.

*PricewaterhouseCoopers*

PricewaterhouseCoopers

A handwritten signature in black ink, appearing to read 'Tim Allman', written over a faint, light-colored signature line.

Tim Allman  
Partner

Brisbane  
28 August 2024

## SHAREHOLDER INFORMATION

The shareholder information set out below was applicable as at 30 June 2024 unless stated otherwise.

### DISTRIBUTION OF EQUITY SECURITIES

Analysis of the number of equity security holders by size of holding and the total percentage of securities in that class held by the holders in each category:

Ordinary Shares Holding by size	Shares on Issue		Rights on Issue	
	No. of holders	% of shares	No. of holders	% of rights
1 – 1,000	1,772	48	-	-
1,001 – 5,000	1,079	29	-	-
5,001 – 10,000	347	9	4	8
10,001- 100,000	438	12	15	92
100,000 and over	48	1	-	-
<b>Total</b>	<b>3,684</b>	<b>100</b>	<b>19</b>	<b>100</b>

There were 397 holders of less than a marketable parcel of ordinary shares

### EQUITY SECURITY HOLDERS

The names of the twenty largest holders of quoted equity securities are listed below:

Equity Holder	Ordinary Shares	
	Number Held	% Issued Shares
Qantas	31,705,969	19.73
JP Morgan Nominees Australia Pty Limited	19,609,877	12.20
HSBC Custody Nominees (Australia) Limited	17,181,574	10.69
Bond Street Custodians Limited <CAJ-D64993 A/C>	14,900,000	9.27
Citicorp Nominees Pty Ltd	13,708,393	8.53
Kiowa Two Thousand Corporate Trustee Company Limited	11,596,562	7.21
Mr Hugh Jones & Mrs Pixie Jones & Mr Raymond Clarke <2000 A/C>	6,262,997	3.90
Airline Investments Australia Pty Limited <Finehold & Pastoral Unit>	6,203,269	3.86
Bond Street Custodian Limited <CAJ-V02075 A/C>	3,583,842	2.23
BNP Paribas Nominees Pty Ltd <Agency Lending A/C>	2,631,063	1.64
Bond Street Custodians Limited <CAJ-D09461 A/C>	1,850,000	1.15
National Nominees Limited	1,720,020	1.07
BNP Paribas Nominees Pty Ltd <HUB24 Custodial Serv Ltd>	1,289,981	0.80
Bond Street Custodians Limited <CAJ-D68501 A/C>	1,000,010	0.62
Warbont Nominees Pty Ltd <Unpaid Entrepot A/C>	867,349	0.54
UBS Nominees Pty Ltd	848,428	0.53
Telunapa Pty Ltd <Telunapa Captial A/C>	500,000	0.31
Capital Property Corporation Pty Ltd <Carrington A/C>	492,521	0.31
Mrs Wanda Susan Drennan & Mr Geoffrey John Drennan <G J Supa Combos S/F A/C>	458,000	0.28
Dunecove Pty Limited <Pencars Super Fund A/C>	410,000	0.26
<b>Sub Total</b>	<b>136,819,855</b>	<b>85.12</b>
Balance of register	23,914,842	14.88
<b>Total</b>	<b>160,734,697</b>	<b>100.00</b>

## SUBSTANTIAL HOLDERS

Substantial holders (including associate holdings) in the Company, based on the most recent substantial holder notices lodged with the Company and ASX, are set out below:

Substantial Equity Holder	Ordinary Shares	
	Number Held	% Issued Shares
Qantas Airways Limited	24,812,011	15.44
KIOWA Two Thousand Corporate Trustee Company Limited	15,992,892	9.95
Remco Properties Pty Ltd	18,653,499	11.61
Viburnum Funds Pty Ltd	11,066,471	6.88
Perennial Value Management Limited	8,872,601	5.52
First Sentier Investors Holdings Pty Limited	8,542,680	6.31
<b>Total</b>	<b>87,940,154</b>	<b>55.71</b>

## VOTING RIGHTS

### FULLY PAID ORDINARY SHARES

The voting rights attached to each ordinary share are on a show of hands and every member present at a meeting in person or by proxy shall have one vote and upon a poll each share shall have one vote.

### PERFORMANCE RIGHTS

The performance rights do not have any voting rights. The fully paid ordinary shares to be allotted on the exercise of the performance rights will have the voting rights noted above for fully paid ordinary shares.

## COMPANY DIRECTORY

## PRINCIPAL REGISTERED OFFICE IN AUSTRALIA

Street: 81 Pandanus Avenue  
Brisbane Airport QLD 4009

Website: [www.allianceairlines.com.au](http://www.allianceairlines.com.au)

Phone: 07 3212 1212

Fax : 07 3212 1522

Email : executive@allianceairlines.com.au

ACN: 153 361 525

IATA Code QQ

## DIRECTORS

S Padgett, OAM Non-Executive Chairman

S McMillan Managing Director

P Housden Independent Non-Executive Director

D Crombie, AM Independent Non-Executive Director

M Stanton Independent Non-Executive Director  
*Appointed 10 Jul 2024*

J Jackson Independent Non-Executive Director  
*Appointed 10 Jul 2024*

## SECRETARIES

N Clark and M Devine

## SENIOR MANAGEMENT

Chief Executive Officer S Tully

Chief Financial Officer M Devine  
*Resigned effective 30 Aug 2024*  
A Evans  
*Appointed effective 1 Sep 2024*

Chief Operating Officer P Doherty

## SHARE REGISTER

Link Market Services Limited  
Level 21, 10 Eagle Street Brisbane QLD 4000

## AUDITOR

PricewaterhouseCoopers  
480 Queen Street Brisbane QLD 4000

## SOLICITORS

Norton White  
66 Hunter Street Sydney NSW 2000  
Herbert Smith Freehills  
80 Collins Street Melbourne VIC 3000

## FINANCIERS

Australia and New Zealand Banking Group Limited  
111 Eagle Street Brisbane QLD 4000

Pricoa Private Capital  
126 Phillip Street Sydney NSW 2000

Northern Australia Infrastructure Facility  
Level 2, 111 Grafton Street Cairns QLD 4870

*Fiduciary Services*  
Australia and New Zealand Banking Group Limited

## STOCK EXCHANGE

Australian Securities Exchange  
Exchange Centre 20 Bridge Street Sydney NSW 2000  
ASX Code : AQZ

An electronic copy of this Annual Report is available at [www.allianceairlines.com.au](http://www.allianceairlines.com.au)